



JAPAN PRIZE

2026

— SINCE 1985 —

THE JAPAN PRIZE FOUNDATION

C O N T E N T S

JAPAN PRIZE - Peace and prosperity for mankind

-2-

Science and Technology towards Wisdom

-3-

The Japan Prize Foundation

-4-

Directors, Auditors and Councilors of the Foundation

Projects of the Foundation

-6-

THE JAPAN PRIZE

-8-

Nomination and Selection Process

Fields Selection Committee and Selection Committee

Eligible Fields for the 2027 Japan Prize

Profiles of Japan Prize Laureates

-11-

Donating to our Foundation

JAPAN PRIZE - Peace and prosperity for mankind



Chairman

Hiroshi Komiyama

The Earth is just one of a countless number of planets in our vast universe. While our small planet was born 4.5 billion years ago, our ancestors only emerged during the last few million years, a relatively recent event in cosmic terms. Humanity continued to prosper as a species, and eventually went on to develop civilization. While people's lives have undoubtedly improved, progress has been extremely slow. However, the start of the industrial revolution roughly 200 years ago changed the situation completely. The pace of development accelerated significantly, particularly in the 20th century, and scientific and technological advancement have been the driving force behind this development that has made people's lives even richer.

People now live much longer. In fact, most people throughout history lived very short lives. The average life span was only 31 years even in the early 20th century, but that has now increased to 72 years. We have achieved our eternal dream of longevity, suggesting that at least here civilization has been a success.

The Japan Prize was established to honor the achievements in science and technology that contribute to the peace and prosperity of humanity. Tracing back the history of awards presented to date, I get a sense of how much people's lives have improved and how much science and technology have contributed to that. I remain convinced that the Japan Prize has a significant role to play, and I will continue to work towards fulfilling that role.

However, I cannot deny that I have some trepidation about the future of our world and the people who live upon it. Will we be able to protect our beautiful planet? Can we continue to work towards prosperity for humanity as a whole, without leaving some of us behind? These are the fundamental questions that we must be asking ourselves. I am confident that

the Japan Prize will play a crucial role in promoting science and technology that will answer such questions.

The advancement of science has blessed us with an enormous body of accumulated knowledge. Knowledge is humanity's most prized asset. Because of its sheer volume, it has become difficult to grasp the overall picture of just how much knowledge we now have. This has combined with the increasing complexity of our ever-more affluent society and with the changes made to our planet in order to attain that affluence, resulting in us becoming more anxious about our future. In other words, scientific development itself is the source of that anxiety, which means that scientists must confront this problem head on. In order to solve the various problems we face, we must work together to build bridges between fields, to transcend the boundaries between the fragmented bailiwicks of scientific knowledge. We cannot deny the possibility that science and technology can be misused, but I remain convinced that we possess the wisdom needed to prevent that from happening.

The Heisei Memorial Research Grant Program was established in 2019 as a means to support the future of our civilization and scientific and technological development. It was named thusly as an expression of our heartfelt gratitude to Their Majesties the Emperor Emeritus and Empress Emerita of Japan, who have shown unwavering support for the Japan Prize since the first ceremony was held in 1985. We hope the program will encourage motivated researchers to take on further challenges.

The Foundation will continue to contribute to achieving peace and prosperity for humanity through the Japan Prize, through our research grants, and through the promotion of science and technology education into the future.

Science and Technology towards Wisdom



President
Ryozo Nagai

Humans are born with a desire for knowledge. Our insatiable curiosity forms the basis of science, which itself is the foundation upon which knowledge is built. The application of scientific knowledge in technology has transformed society, and technological development has in turn deepened our understanding of science as well. The partnering of science and technology has expanded human knowledge, and has had a powerful impact on both our awareness and society. However, scientific and technological development also poses a potential threat to humanity – both its activities and its very survival – with it being harnessed in the waging of war, and having had a negative impact on our planet’s environment. Artificial intelligence is developing at a remarkable pace, and is being utilized in a wide range of scientific research and technological development, but it can also be easily used to produce false information. If such usage becomes widespread, it will become more and more difficult to determine what is true and what is not.

In the face of this, we must ensure that we harvest not only the fruit of scientific and technological research, but also that we recognize the duality of its nature; we must consider the dangers inherent to such development and think about the potential impact on people, on society, and on how we live.

That being said, while there are many problems that can arise out of scientific and technological development, we continue to have high expectations for the good it can do. Our thirst for knowledge remains unquenched, and with the acquisition of such knowledge, there is no limit to what we can accomplish. Scientific and technological research is needed to resolve the very issues that such research brings to light, and the people of Japan look to such research as a means of contributing to a better world.

The Japan Prize was established with the approval of the

Cabinet in 1983, with its objectives being to promote research and development that advances science and technology, and to raise public awareness of science and technology. The Japan Prize is presented to researchers from around the world whose work is recognized as being both original and groundbreaking, and as having significantly contributed to the peace and prosperity of humanity. Their Imperial Majesties attend the award ceremony held every year in April alongside representatives from various fields. The Japan Prize has become what it is today through the efforts, cooperation, and support of these numerous individuals. What makes the Japan Prize special is its emphasis on contributing to society. This emphasis reflects the hopes of the many people involved in it, including the first chairman of what would become the Japan Prize Foundation, Konosuke Matsushita.

In this era of global change, the knowledge we gain from research into science and technology can serve as a guiding light for humanity. Science and technology can be described metaphorically as an orchard that, if carefully nurtured, will continue to always bear fruit. This tree of science must be preserved and passed on to future generations, and for that reason, the Foundation has taken on the important task of cultivating young researchers. We established the Heisei Memorial Research Grant Program in 2019, naming it thusly to express our gratitude to Their Majesties the Emperor Emeritus and Empress Emerita for the extraordinarily kind involvement in the establishment of the grant. It is our hope that it will support the independence of young researchers and contribute to their professional development.

The Japan Prize Foundation aims to serve as the soil in which the wisdom and knowledge of science and technology can grow, and in taking on that role, we hope to contribute to the peace and prosperity of all humanity.

The Japan Prize Foundation

Name

The Japan Prize Foundation

Objectives

Bearing in mind the fact that peace and prosperity for mankind is the common aspiration of all people, the Japan Prize Foundation encourages research that will contribute to the development of science and technology, and promotes the comprehensive spread and development of ideas and information in science and technology.

Activities

The Foundation conducts the following activities to accomplish its objectives:

- 1) Recognize outstanding achievements in science and technology with the Japan Prize
- 2) Encourage the study of science and technology through research grants and promotional activities
- 3) Promote the diffusion of knowledge and philosophy in science and technology through various activities including dissemination of information materials, research papers, and seminars
- 4) Other activities to fulfill the objectives of the Foundation

History

- | | |
|------|---|
| 1982 | The Japan Prize Preparatory Foundation is launched. |
| 1983 | The establishment of the Japan Prize is endorsed by the Cabinet. |
| 1985 | The 1st Japan Prize Presentation Ceremony is held. |
| 1989 | The Foundation starts hosting “Easy-to-understand Science and Technology Seminars”. |
| 2006 | The Foundation starts awarding research grants. |
| 2010 | On October 1, 2010, the Foundation was reorganized as a Public Interest Incorporated Foundation and was renamed “The Japan Prize Foundation”. |
| 2020 | The Foundation re-launches the research grants as the Heisei Memorial Research Grant Program. |

Cabinet Endorsement

The Government issued the following cabinet endorsement on the establishment of the Japan Prize on October 28, 1983: The official position of the Japanese Government is that the Japan Prize, to be bestowed by the Science and Technology Foundation of Japan*, will serve to deepen the understanding of the role played by science and technology in furthering world peace and prosperity, thereby making a vital contribution to the positive development of mankind. Based on this judgment, the government agencies concerned are urged to offer whatever cooperation necessary in all phases pertinent to this Prize.

(Cabinet Endorsement, October 28, 1983)



Lifelong Ambition

Peace and prosperity for mankind have been my lifelong desires. I am extremely pleased, therefore, that the Japan Prize has been established with the specific goal of making some contribution on behalf of Japan to the development of international society.

The progress of modern science and technology has been phenomenal. It is not overstating its role to say that we owe the civilization we enjoy today to this very progress.

On the other hand, there are still many global problems which remain to be solved, and the necessity to seek the counsel of many people is greater than ever before.

Under such circumstances, it is appropriate that Japan, in consultation with the international community, honors those who have produced outstanding achievements in the fields of science and technology.

It is my sincere hope that the Japan Prize achieves the recognition it deserves.



The first President of the Foundation
Konosuke Matsushita

* The official documents of the Cabinet Endorsement * Current “Japan Prize Foundation”

Directors, Auditors and Councilors of the Foundation

Chairman, Directors, Auditors

| | |
|--------------------------|--|
| Chairman | Hiroshi Komiyama Chairman of the Institute Mitsubishi Research Institute, Inc. The 28th President of the University of Tokyo |
| President | Ryoza Nagai President, Jichi Medical University Professor Emeritus, The University of Tokyo |
| Managing Director | Mitsuru Kitao Secretary General, The Japan Prize Foundation |
| Directors | Masahiro Ando Former Director General, State Guest Houses |
| | Maki Kawai President, National Institutes of Natural Sciences Director-General, Center for Research and Development Strategy, Japan Science and Technology Professor Emeritus, The University of Tokyo Member, The Japan Academy |
| | Hideaki Kobayashi Emeritus Professor Okinaga Research Institute of Teikyo University |
| | Masayuki Matsushita Associate, Panasonic Holdings Corporation |
| | Yasutaka Moriguchi Representative Director The Japan Foundation of Public Communication on Science and Technology |
| Auditors | Masakazu Kubota Vice Chair & President, Keidanren |
| | Hiroshi Ozaki Senior Advisor, Osaka Gas Co., Ltd. |

Councilors

| | |
|----------------------|--|
| Chairman | Masayuki Oku Honorary Advisor, Sumitomo Mitsui Financial Group, Inc. |
| Vice-Chairman | Kazuhiko Fushiya Former President, Board of Audit of Japan |
| Councilors | Yuichiro Anzai President, Engineering Academy of Japan Senior Advisor, Japan Society for the Promotion of Science |
| | Michinari Hamaguchi Director General, Strategic Center of Biomedical Advanced Vaccine, Research and Development for Preparedness and Response, Japan Agency for Medical Research and Development Counselor to the President Japan Science and Technology Agency |
| | Junko Kawamura Honorary Researcher, National Institute for Educational Policy Research |
| | George Nakayama Independent Director, Ajinomoto Co., Inc. |
| | Nobutake Odano Special Advisor to the Board of Chamberlains Imperial Household Agency |
| | Hiroshi Tomono Senior Advisor, Nippon Steel Corporation |
| | Kazuhiro Tsuga Special Corporate Advisor, Panasonic Holdings Corporation |
| | Yukako Uchinaga President & CEO, Globalization Research Institute Co., Ltd. Founder and Honorary Chairman, Japan Women's Innovative Network |
| | Juichi Yamagiwa Director-General Research Institute for Humanity and Nature, National Institutes for the Humanities |

Special Advisor

Yoshio Yazaki
Chairman, Sakakibara Heart Foundation

Hiroyuki Yoshikawa
Former President, The University of Tokyo

(alphabetical order, titles as of April, 2026)

Projects of the Foundation



JAPAN PRIZE

The creation of the Japan Prize was motivated by the Japanese government's desire to "contribute to the development of science and technology worldwide by establishing a prestigious international award." The Japan Prize was established in 1983 with a cabinet endorsement and is supported by numerous private donations.

The award honors scientists and researchers from around the world, recognizing individuals who have contributed significantly to the peace and prosperity of humankind through original and outstanding achievements that have greatly advanced the progress of science and technology.

Researchers working in all fields of science and technology are eligible to receive the Japan Prize. Each year, it is awarded for achievements in two fields, which are selected by considering recent developments in science and technology. As a general rule, one award is given for each field and each laureate receives a certificate of merit, a prize medal, and prize of 100 million yen.

The Presentation Ceremony is held annually in the presence of Their Majesties the Emperor and Empress of Japan and is also attended by the Prime Minister, the Speaker of the House of Representatives, the President of the House of Councillors, the Chief Justice of the Supreme Court, numerous government ministers, and eminent figures from various other areas.



JAPAN PRIZE

The Japan Prize logo was designed by Mr. Yusaku Kamekura, then President of Japan Graphic Designers Association Inc. Commenting on his work, Mr. Kamekura said, "I used the image of the sun, the source of all energy for its primary design. The circles were added to represent perfection and truth".



Heisei Memorial Research Grant Program

The Heisei Memorial Research Grant Program is named after Their Majesties the Emperor Emeritus and Empress Emerita, who have been interested in the research activities of young scientists and have encouraged them for many years.

The Foundation primarily provides research grants to scientists under 45 years of age. The Foundation annually selects four to eight scientists engaged in research that transcends the boundaries between different fields and disciplines and contributes to solving social issues. They are then provided with grants worth five to ten million yen.

The Heisei Memorial Research Grant was established as a means of expressing our profound appreciation to their Majesties the Emperor Emeritus and Empress Emerita for their great generosity in granting this award.

(Applicants must belong to a research organization in Japan to be eligible for a grant.)



Easy-to-Understand Science and Technology Seminars

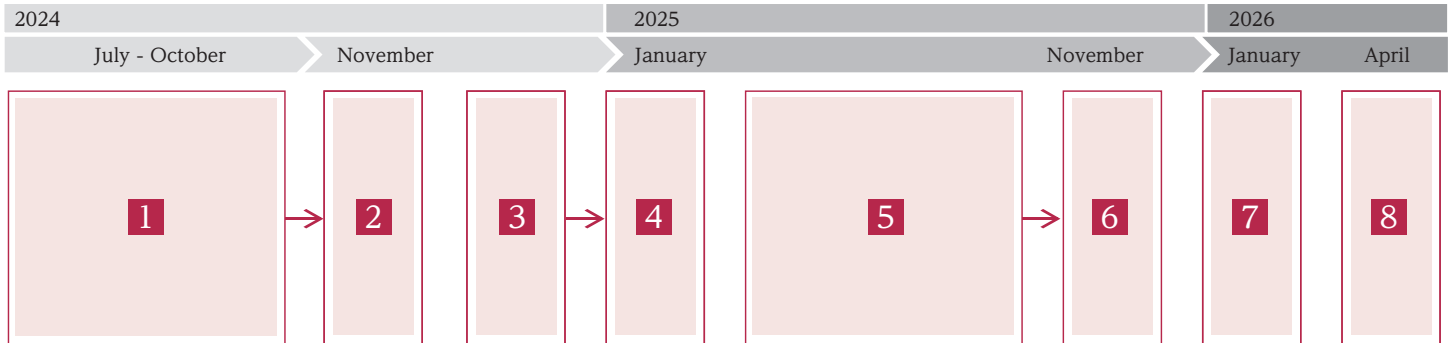
The Foundation holds various seminars for students and other members of the public. These seminars are conducted by experts who use plain language to explain the advanced technologies commonly used in everyday life.

More than 300 seminars have been held since the program was launched in March 1989.

THE JAPAN PRIZE

Nomination and Selection Process

■ Nomination and Selection Process for the 2026 Japan Prize Laureates



1 Consider the eligible fields for the 2026 Japan Prize
(Board of Directors)
Electronics, Information, and Communication
Life Sciences

2 Determine the eligible fields for the 2026 Japan Prize
(Board of Directors)

3 Invite the nominations

4 Closing of the nominations

5 Japan Prize (Selection Committee)
Electronics, Information, and Communication
(Selection Subcommittee)
Life Sciences (Selection Subcommittee)

6 Selecting the Laureates of the 2026 Japan Prize
(Board of Directors)

7 Announce the Laureates of the 2026 Japan Prize

8 The 2026 Japan Prize Presentation Ceremony

- Every November, the Field Selection Committee of The Japan Prize Foundation designates and announces two fields in which the Japan Prize will be awarded two years hence. At the same time, the Foundation calls for over 16,000 nominators, strictly comprised of prominent scientists and researchers from around the world invited by the Foundation, to nominate the candidates through the Web System. The deadline for nominations is the end of January of the following year.
- For each field, a Selection Subcommittee conducts a rigorous evaluation of the candidates' academic achievements. The conclusions are then forwarded to the Selection Committee, which conducts evaluations of candidates' achievements from a wider perspective, including contributions to the progress of science and technology, and significant advancement towards the cause of world peace and prosperity, and finally the selected candidates are recommended for the Prize.
- The recommendations are then sent to the Foundation's Board of Directors, which makes the final decision on the winners.
- The nomination and selection process takes almost two years from the time that the fields are decided. Every January, the winners of that year's Japan Prize are announced. The Presentation Ceremony is held in April in Tokyo.

Fields Selection Committee and Selection Committee

Fields Selection Committee for the 2027 Japan Prize

Chairperson

Kohei Miyazono

Visiting Professor
The University of Tokyo

Vice-Chairperson

Kazuhiro Hashimoto

President
Japan Science and Technology Agency

Members

Hiroyuki Arai

Emeritus Professor, The University of Tokyo
Professor and Vice President, Teikyo University
Visiting Researcher, Graduate School of Medicine, The University of Tokyo

Mutsuko Hatano

Executive Vice President
Institute of Science Tokyo

Kazuhiro Hono

President
National Institute for Materials Science (NIMS)

Jinichi Igarashi

Vice President, The Engineering Academy of Japan
Former Representative Director, President, ENEOS Research Institute, Ltd.

Erina Kuranaga

Professor, Graduate School of Pharmaceutical Sciences, Kyoto University
Professor, Graduate School of Life Sciences, Tohoku University

Tadahiro Kuroda

University Professor, Office of University Professors,
The University of Tokyo
Chancellor, Prefectural University of Kumamoto

Yukiko Motomura

Special Visiting Professor
Faculty of Life and Medical Sciences, Doshisha University

Toru Nakano

Professor Emeritus
Osaka University

Taikan Oki

Professor
Graduate School of Engineering, The University of Tokyo

Nobuhiro Tsutsumi

Project Professor
The University of Tokyo

Naonori Ueda

Deputy Director
RIKEN Center for Advanced Intelligence Project
Research Professor (Visiting Fellow)
NTT Communication Science Laboratories

Minoru Yoshida

Executive Vice President, RIKEN
University Professor, Office of University Professors,
The University of Tokyo
Emeritus Professor, The University of Tokyo

(Names listed in alphabetical order. Titles and positions are valid as of November 2025)

Members of the 2026 Japan Prize Selection Committee

Chairperson

Makoto Gonokami

President, RIKEN
Former President, The University of Tokyo

Deputy Chairperson

Hiroyuki Mano

President
National Cancer Center

Members

Mariko Hasegawa

President, Japan Arts Council
Professor Emeritus
The Graduate University for Advanced Studies, SOKENDAI

Norio Kawakami

Vice Program Director, Fundamental Quantum Science Program,
TRIP (Transformative Research Innovation Platform), RIKEN
Professor Emeritus, Kyoto University

Masayuki Matsushita

Director
The Japan Prize Foundation

Yasutaka Moriguchi

Director, The Japan Prize Foundation
Representative Director
The Japan Foundation of Public Communication on Science and Technology

Kyosuke Nagata

President
University of Tsukuba

Hideyuki Okano

Distinguished Professor, Keio University
Director, Keio University Regenerative Medicine Research Center

Tatsuya Okubo

Presidential Advisor, The University of Tokyo
Professor, School of Engineering, The University of Tokyo
Director, Center for Strategic Promotion of Green Transformation, The University of Tokyo

Hiroto Yasuura

Vice-Director-General, National Institute of Informatics,
Inter-University Research Institute Corporation,
Research Organization of Information and Systems
Professor Emeritus, Kyushu University

Selection Subcommittee for the “Electronics, Information, and Communication” fields

Chairperson

Hiroto Yasuura

Vice-Director-General
National Institute of Informatics,
Inter-University Research Institute Corporation,
Research Organization of Information and Systems
Professor Emeritus, Kyushu University

Deputy Chairperson

Hiroshi Imai

Dean, Professor
Faculty of Mathematical Informatics, Meiji Gakuin University

Members

Akiko Aizawa

Professor
National Institute of Informatics, Inter-University Research Institute Corporation,
Research Organization of Information and Systems

Hideharu Amano

Senior Research Fellow
Graduate School of Engineering, The University of Tokyo
Professor Emeritus, Keio University

Takako Hashimoto

Director, Deputy to President
Professor, Faculty of Commerce and Economics
Chiba University of Commerce

Toshiro Hiramoto

Professor
Department of Informatics and Electronics,
Institute of Industrial Science, The University of Tokyo

Kazuya Masu

Director
Global Research and Development Center for Business by Quantum-AI technology (G-QuAT),
National Institute of Advanced Industrial Science and Technology (AIST)

Shin-ichi Minato

Professor, Vice Dean
Graduate School of Informatics, Kyoto University

Shiho Moriai

Senior Executive Director, Executive Director of Strategic Planning Department
National Institute of Information and Communications Technology (NICT)

Hideyuki Nakashima

President
Sapporo City University

Takao Onoyo

Executive Vice President
The University of Osaka

Kazue Sako

Professor
Faculty of Science and Engineering, School of Fundamental Science and Engineering,
Waseda University

Masashi Sugiyama

Director
RIKEN Center for Advanced Intelligence Project (AIP)
Professor, Graduate School of Frontier Sciences, The University of Tokyo

Akihisa Tomita

Supervising Researcher
National Institute of Information and Communications Technology (NICT)
Professor Emeritus, Hokkaido University

Tomohiko Uyematsu

Director, Specially Appointed Professor
Tokyo Shibuya Study Center, The Open University of Japan
Professor Emeritus, Institute of Science Tokyo

Specialist

Masato Okada

Professor
Graduate School of Frontier Sciences, The University of Tokyo

Selection Subcommittee for the “Life Sciences” fields

Chairperson

Kyosuke Nagata

President
University of Tsukuba

Deputy Chairperson

Yukiko Gotoh

Professor
Graduate School of Pharmaceutical Sciences,
The University of Tokyo

Members

Yoshinori Fujiyoshi

Distinguished University Professor
Advanced Research Initiative, Institute of Integrated Research, Institute of Science Tokyo

Kenya Honda

Professor, School of Medicine, Keio University
Team Director, RIKEN Center for Integrative Medical Sciences

Yasunori Kanaho

Executive Director
University of Tsukuba

Shigeru Kuratani

Visiting Lecturer
Graduate School of Medical and Dental Sciences, Institute of Science Tokyo
Senior Visiting Scientist
RIKEN Center for Biosystems Dynamics Research
Honorary Scientist, RIKEN

Kanto Nishikawa

Professor
Graduate School of Global Environmental Studies (GSGES), Kyoto University

Takeshi Omasa

Dean, Professor
Graduate School of Engineering, The University of Osaka

Teppe Shimamura

Professor
Medical Research Laboratory, Institute of Integrated Research, Institute of Science Tokyo

Keiko Sugimoto

Team Director
RIKEN Center for Sustainable Resource Science

Hiromi Watanabe

Senior Research Technician
Institute for Extra-cutting-edge Science and Technology,
Avant-garde Research (X-star),
Japan Agency for Marine-Earth Science and Technology (JAMSTEC)

Specialist

Hiroyuki Aburatani

Senior Research Fellow
Research Center for Advanced Science and Technology, The University of Tokyo

(Names listed in alphabetical order. Titles and positions are valid as of January 2026)

Eligible Fields for the 2027 Japan Prize

Areas of Physics, Chemistry, Informatics, and Engineering

Resources, Energy, Environment, and Social Infrastructure

Background and Rationale:

Scientific and technological development have expanded humanity's living space and increased our free time, and have also helped to reduce casualties from natural disasters and other such events. However, there are still people on this planet who have yet to be freed from the yokes of poverty and scarcity. In addition, the right to live in peace is threatened by the adverse impacts of climate change caused by population growth and increased human activity, the continuous decline in biodiversity, and the deteriorating international situation caused by uneven distribution of resources.

Nevertheless, hopes are high that we will be able to solve such global issues through building a carbon-neutral society and circular economy, and becoming nature-positive. An essential step in achieving these goals will be to develop innovative elemental technologies that allow us to harness energy sources (including non-traditional sources), and mineral and water resources, and technologies that improve material circularity, all while improving overall efficiency and reliability. In addition, the world needs advanced observational and prediction technologies to reduce the risks posed by earthquakes, heavy rainfall, floods, and other natural disasters.

A number of steps must be taken to promote the transition to a sustainable society that contributes to the well-being of all people. It is important to design new residential and transportation systems tailored to both urban and rural areas, to gain a better understanding of human behavior, communication, and trust-building, and to build social systems for the next-generation that utilize these elements to ensure people can live safe and fulfilling lives.

Eligible Achievements:

The 2027 Japan Prize will be awarded to breakthroughs in the creation, innovation or dissemination of science and technology in the fields of Resources, Energy, Environment, and Social Infrastructure, thereby contributing significantly to solving social issues and to building a peaceful and sustainable society.

Areas of Life Sciences, Agriculture, Medicine, and Pharmacology

Medical Science and Pharmacological Science

Background and Rationale:

In recent years, medicine and pharmacology have made remarkable advances, contributing to the treatment of previously intractable diseases and greatly extending healthy life expectancy. Our deeper understanding of life's phenomena at the molecular and cellular levels has borne fruit in innovative therapeutic and diagnostic methods, including the application of genomic data in medicine, gene and cell therapies, next-generation vaccines, drug delivery systems, and imaging technologies. The very concept of medical treatment is being transformed. New therapeutic modalities utilizing cutting-edge technologies, together with advances in foundational methods such as omics and single-cell analyses, have enabled more precise investigation of disease onset and progression. The accelerating pace of data-driven research using vast medical and biological datasets, combined with the integration of artificial intelligence (AI) and information science, is opening new paths spanning every stage from elucidation of disease mechanisms to improvements in prognosis and implementations of personalized medicine.

Building on the academic foundations of medicine and pharmacology, closer collaborations with and among the information sciences, materials sciences, and biomedical engineering are expected to stimulate novel ideas and technological innovations leading to outcomes that significantly enhance human health and welfare.

Eligible Achievements:

The 2027 Japan Prize in the fields of Medical Science and Pharmacological Science will be awarded to outstanding achievements that have contributed, or are expected to contribute, through innovative elucidation of disease mechanisms and better disease prevention, diagnosis, treatment, and prognosis, to the advancement of human health and society.

Schedule (2027-2029)

The fields of research eligible for the Japan Prize for the years 2027 to 2029 can be found in the table below.

The fields are rotated in a three-year cycle, and the Field Selection Committee annually announces the eligible fields for the coming three years.

Areas of Physics, Chemistry, Informatics, and Engineering

| Year | Eligible Fields |
|------|---|
| 2027 | Resources, Energy, Environment, and Social Infrastructure |
| 2028 | Materials Science and Production |
| 2029 | Electronics, Information, and Communication |

Areas of Life Sciences, Agriculture, Medicine, and Pharmacology

| Year | Eligible Fields |
|------|---|
| 2027 | Medical Science and Pharmacological Science |
| 2028 | Biological Production, Ecology/Environment |
| 2029 | Life Sciences |

2026

Field of Materials Science and Production

**Contribution to leading research
for building an ethical digital society,
including differential privacy and fairness**



Prof. Cynthia Dwork

USA Born in 1958
Professor
Computer Science, Harvard University

The rapid digitalization of society has continued since the mid-1990s. We already enjoy many of the subsequent benefits of that development, from online administrative services to internet shopping. Recent years have seen the digital world continue to expand and become increasingly convenient, driven by the rise of generative artificial intelligence (AI). However, there are also increasing concerns about issues unique to digital society, namely, the handling of the personal information and other data we provide to improve convenience, and the potential harm that could arise.

Professor Cynthia Dwork constructed a rigorous framework that addresses these challenges by mathematically formalizing the principles of privacy protection, fairness, and decentralized trust, thereby elevating that framework into a discipline that scientifically addresses ethical issues in the digital society.

Prof. Dwork's 2006 publication on "differential privacy" was particularly significant as it made it possible to mathematically discuss the risks of personal information being leaked through the use of data. As far back as 1992, Prof. Dwork had already predicted the incoming flood of email, and proposed that a computational cost be implemented as a countermeasure. That idea has since been adopted widely under the concept of "Proof of Work (PoW)," which has become an essential part of the technological foundation that underpins the security of digital society.

Prof. Dwork is currently researching means of preventing discriminatory and biased decisions made by AI, an issue that is growing more important in our increasingly complex digital society.

Field of Biological Production, Ecology/Environment

**Discovery of the nucleic acid sensing mechanism
by the innate immune system**



Prof. Shizuo Akira

JAPAN Born in 1953
Specially Appointed Professor
Center for Advanced Modalities and
DDS (CAMaD), The University of Osaka



Prof. Zhijian "James" Chen

USA Born in 1966
Professor of Molecular Biology
University of
Texas Southwestern Medical Center

The ability to distinguish between "self" and "non-self" is a principle fundamental to the survival of all forms of life, from humans and other animals to plants and microorganisms. Our bodies are exposed to viruses, bacteria, and other pathogens on a daily basis, but our sophisticated immune systems are able to protect us by recognizing such pathogens as "non-self" before eliminating them.

The body's first line of defense is the innate immune system, which plays a crucial role in quickly detecting the invasion of pathogens and initiating a defensive response. However, how the innate immune system recognizes pathogens was a major mystery for many years.

A definitive answer to this question was provided by Professor Shizuo Akira and Professor Zhijian "James" Chen, who focused on the fact that pathogen-derived DNA and RNA have distinctive structures, and that they could be found inside cells in places they should not be. They went on to discover the sensor proteins responsible for recognizing such dangerous substances as foreign, and clarified the series of mechanisms by which that information is transmitted within cells to trigger an immune response.

These discoveries established the molecular basis of innate immunity and revolutionized our understanding of the entire immune system by showing that the innate immune system teaches the adaptive immune system how to react, e.g., with antibody-producing cells. Their research has led to the development of new vaccines and immunotherapies, and has provided vital insights that will contribute to the continued advancement of medical care and disease prevention in the future.

Field of Materials Science and Production

Development of metal-organic chemical vapor deposition technology for compound semiconductor electronic and optoelectronic devices, and pioneering contribution to its large-scale commercialization



Prof. Russell Dean Dupuis

USA Born in 1947
Professor,
Electrical and Computer Engineering,
and Materials Science and Engineering,
Georgia Institute of Technology

The continued spread of personal computers, mobile phones, and other IT devices has ushered in the Information Age, and large volumes of data are now being exchanged constantly. A diverse array of devices and peripherals are used to support our information society, and they are made of parts that incorporate various semiconductor-based technologies. Semiconductors are materials that allow the flow of electrons to be controlled, and they are used in transistors and a multitude of other electronic devices with different properties. The combination of two or more elements allows for the creation of compound semiconductors which, due to the varied properties they hold, can be used to manufacture light-emitting diodes (LEDs), semiconductor lasers, solar cells, and various other electronic and optical devices.

Metal-organic chemical vapor deposition (MOCVD) is a widely-used technique that utilizes organometallic gases for the mass manufacture of compound semiconductor materials. In the 1970s, Professor Russell Dean Dupuis turned his attention to MOCVD as a means for fabricating compound semiconductor films, and he demonstrated that this method could be used to produce high-performance devices that could handle practical use. Dupuis' research paved the way for the mass production of compound semiconductor electronic and optical devices and their subsequent commercialization.

Field of Biological Production, Ecology/Environment

Contribution to our understanding of marine ecosystems in a changing Earth, especially through pioneering research on Blue Carbon



Prof. Carlos M. Duarte

SPAIN Born in 1960
Ibn Sina Distinguished Professor,
Biological and Environmental Science and Engineering Division,
King Abdullah University of Science and Technology

The oceans of the world provide humanity with a great variety of boons, but marine environments are deteriorating at an ever-increasing rate, which is having a negative impact on marine ecosystems.

Prof. Carlos M. Duarte is a leading researcher in marine ecosystems affected by global environmental change. His research into Blue Carbon (carbon absorbed by marine ecosystems) has been particularly effective in helping us understand the importance of the role of marine ecosystems as carbon sinks, providing new guidelines for global warming countermeasures, and contributing in many other ways as well.

Duarte discovered that one type of marine ecosystem in particular - areas with coastal vegetation comprised of seagrasses, mangroves, and other salt marsh plants - serves as the largest reservoir for blue carbon in the oceans. Blue carbon in these vegetated coastal habitats makes up roughly 50% of the total annual carbon burial in all ocean sediments, and it remains sequestered there for more than one thousand years. This makes it clear that vegetated coastal habitats are the most important ecosystems in the battle to prevent global warming.

However, vegetated coastal habitats are also the ecosystems most damaged by human activity, which is why Duarte is working to conserve and restore these habitats. Duarte argues that the key to a sustainable future is in utilizing the functionality of existing ecosystems, and that foresight serves as a beacon of hope for us all.

2024

Field of Resources, Energy, the Environment, and Social Infrastructure

Establishment of a scientific foundation for understanding and predicting extreme weather events



Prof. Sir Brian J. Hoskins

UK Born in 1945
Professor,
Department of Meteorology,
University of Reading



Prof. John Michael Wallace

USA Born in 1940
Professor Emeritus,
Department of Atmospheric Sciences,
University of Washington

The summer of 2023 saw reports of environmental damage due to heat waves, heavy rain, and drought throughout the northern hemisphere. Japan also experienced record heat levels, and the Japan Meteorological Agency released a season forecast in June that predicted that temperatures would continue to trend higher.

Weather and climate are complex phenomena that involve various factors, but the continued advancement of computer, observation, and forecast technologies and techniques have allowed for computational numerical weather and climate forecasting to offer a practical level of accuracy, and it has become an essential element of the social infrastructure. Much progress has also been made in clarifying the actual conditions found when atmospheric circulation changes at various spatio-temporal scales, and in determining their underlying mechanisms. It is now possible to understand not only weather phenomena in specific regions, but also how the effects of changes in atmospheric circulation in distant regions are transmitted through the atmosphere on a global scale.

Since the 1970s, Prof. Sir Brian Hoskins (theoretical and numerical models) and Prof. John Wallace (data analysis) have conducted research in this field, and their almost five decades of work has contributed greatly to these advancements in meteorology and climate dynamics.

The field of numerical weather and climate forecasting is built upon the research of these two scientific allies, and now plays a major societal role in predicting abnormal weather caused by global warming and helping prevent and mitigate disasters.

Field of Medical Science and Pharmaceutical Science

Discovery of the nuclear hormone receptor family and its application to drug development



Prof. Ronald M. Evans

USA Born in 1949
Professor,
Director of Gene Expression Laboratory,
The Salk Institute for Biological Studies

Within the human body are a great number of hormones that regulate various functions. Hormones are either water-soluble or fat-soluble, and although it was understood that fat-soluble hormones are able to pass through cell membranes to reach nuclei, the receptors of those hormones were unknown for a long time.

Prof. Ronald Evans was the first researcher in the world to successfully isolate the receptors of fat-soluble hormones and vitamins, and he discovered that these nuclear receptors are a part of a “superfamily” of molecules that have a common structure. He also showed that nuclear receptors function as “transcriptional regulators,” which regulate the transcription (or conversion) of target genes.

These have led to faster drug development, and now roughly 15% of drugs approved by the U.S. Food and Drug Administration (FDA) target nuclear receptors.

Evans’ success in gaining a complete understanding of the 48-member nuclear receptor superfamily has not only contributed greatly to academic research, but also to society as a whole.

Field of Electronics, Information, and Communication

Distinguished contributions to global long-distance, high-capacity optical fiber network through the development of semiconductor laser pumped optical amplifier



Prof. Masataka Nakazawa

Japan Born in 1952
Distinguished Professor,
Specially Appointed Professor,
Tohoku University



Mr. Kazuo Hagimoto

Japan Born in 1955
Principal Researcher,
National Institute of Information and
Communications Technology

The world is more closely connected than ever before through email, social networks, online meeting spaces and more, and cloud services have come to be used to store vast amounts of data. The increased diversification and capacity of internet-based information technology resources was made possible by the availability of low-cost optical communication systems that allow large amounts of information to be quickly sent great distances.

In the 1980s, Professor Masataka Nakazawa and Mr. Kazuo Hagimoto combined erbium-doped fiber amplifiers (EDFA) with InGaAsP laser diodes to build small-scale, high-efficiency, long-distance optical amplifiers, a technology considered indispensable to the construction of long-distance optical communication systems but which had until that time been difficult to put into practical use. Within only five years, repeaters equipped with these optical amplifiers were being installed in the transpacific and transatlantic submarine cables and other communication systems that form the long-distance transmission network that spans the world. The optical communication systems built upon this technology have continued to evolve since that time, and are being used in dramatically more applications.

The optical amplifiers they developed paved the way for long-distance, high-capacity optical data transmission, one of the core technologies supporting global Internet society today.

Field of Life Sciences

The development of methods that use genetically addressable light-sensitive membrane proteins to unravel neural circuit function



Prof. Gero Miesenböck

Austria Born in 1965
Waynflete Professor of Physiology,
Centre for Neural Circuits and Behaviour,
University of Oxford



Prof. Karl Deisseroth

USA Born in 1971
Professor, Departments of
Bioengineering and Psychiatry,
and Howard Hughes Medical Institute
Stanford University

All of human behavior – from action to thought, to memory and decision-making – is governed by the neurons that make up our brains. Determining the causal relationships between which neurons influence which patterns of behavior is a major topic of research in neuroscience.

Past research into this topic involved activating and suppressing specific areas of the brain using electrical stimulation, drugs, and other methods, and then observing how behavior thereby clarifying the role each region of the brain plays. However, it was difficult to use such methods to control the targeted neurons with high precision.

However, a new method has emerged that allows researchers to easily control the activity of specific neurons by illuminating them with light. It lets research directly study the relationship between neural activity and behaviors produced because it can be used on live animals.

Prof. Gero Miesenböck successfully devised the concept and principles underlying this technology, and demonstrated its effectiveness. Prof. Karl Deisseroth developed a unique method using a photoactivated protein derived from microorganisms that achieved high spatial and temporal resolution, which allowed it to be harnessed across a broad range of research fields.

The use of light stimulation has become an indispensable tool in neuroscience research, and has led to remarkable progress in the field. It is also expected that this technique will be useful in medical applications, such as restoring sight for the blind and developing treatments for Parkinson's disease.

2022

Field of Materials and Production

For pioneering research contributing to the development of mRNA vaccines



Prof. Katalin Karikó

Hungary/ USA Born in 1955
Senior Vice President, BioNTech SE
Adjunct Professor, Perelman School of Medicine,
University of Pennsylvania
Professor, University of Szeged



Prof. Drew Weissman

USA Born in 1959
Professor of Medicine,
University of Pennsylvania School of Medicine
Director Penn Institute for RNA Innovation

COVID-19 vaccinations began in the United States and United Kingdom ahead of the rest of the world in December 2020, and people in Japan also became eligible to receive the vaccines in February 2021. It was initially thought that it would take years to develop the vaccines, but mass production became possible in only around one year, thus saving many lives and stemming economic losses across the globe. The vaccines are now serving as a powerful tool in bringing the global pandemic to a close. These mRNA (or messenger-RNA) vaccines differ from conventional vaccines.

Like DNA, mRNA is a type of nucleic acid, and it serves as the blueprint for protein synthesis in the body. Research into medical applications for mRNA was conducted alongside research into DNA in the 1990s, but it was abandoned due to obstacles caused by undesired immune response.

However, in 2005, Professors Katalin Karikó and Drew Weissman discovered that by replacing the uridine in mRNA with a modified nucleic acid called pseudouridine, they could suppress that undesired immune response. Furthermore, in 2008, they announced that using pseudouridine allowed them to achieve their goal of increased protein production. These discoveries opened the doors to using mRNA in medical applications and made it possible for COVID-19 vaccines to be developed quickly.

Field of Biological Production, Ecology/Environment

For outstanding contributions to estimation of global biospheric productivity and climate change science using advanced formulas based on observation



Prof. Christopher Field

USA Born in 1953
Director, Woods Institute for the Environment, Stanford University
Professor for Interdisciplinary Environmental Studies

Estimates based on the dynamics of the global biosphere are essential for accurate prediction of future climate change. Particularly important is to clarify what effect plants, which serve as sinks for carbon dioxide (CO₂), have on climate change. Without an understanding of that, it is impossible to know how much the reduction of artificial CO₂ emissions will help in stopping the progress of global warming.

Professor Christopher Field has spent much of his career accumulating data on living leaves through in-field observation, and he used that data to make it possible to express how the photosynthetic rate of leaves is dependent on the environment in which they grow. Moreover, he developed the equations that enable a plant ecosystem to be considered a single virtual leaf: the “Big-leaf Model.” He then integrated this with climate models, satellite observations, and oceanographic research to clarify the global distribution of CO₂ absorption across both land and sea, and to identify the factors that affect CO₂ concentration in the atmosphere.

Field’s research has become the scientific basis for the climate change measures being implemented today through such initiatives as the Paris Agreement, an international framework for combatting global warming, and the Intergovernmental Panel on Climate Change (IPCC).

Field of Resources, Energy, Environment, Social Infrastructure

**Development of High-Efficiency
Silicon Photovoltaic Devices**



Prof. Martin Andrew Green

Australia Born in 1948

Professor, University of New South Wales (UNSW Sydney)

Prof. Martin Green has pioneered the development of high-efficiency silicon photovoltaic devices and contributed significantly to the realization of solar power that is now cheaper than fossil fuel power.

Especially, he made great achievements in increasing power conversion efficiency dramatically from around 17% to 25% by innovating advanced technologies and integrating them into practical devices that now make the transition to a low-carbon society realistic.

He has also trained the researchers and entrepreneurs who have played key roles in industrial development and in reducing the price of silicon photovoltaic devices.

Field of Medical Science, Medicinal Science


**For their pioneering work in conceptualizing a model of
multi-step carcinogenesis and its application and
impact on improving cancer diagnosis and therapeutics**



Prof. Bert Vogelstein

USA Born in 1949

Professor, Johns Hopkins University School
of Medicine



Dr. Robert A. Weinberg

USA Born in 1942

Member, Whitehead Institute
for Biomedical Research
Professor, Massachusetts Institute
of Technology (MIT)

In spite of improved survival rates, the grim fate of most diagnosed patients is to succumb to the disease or one of its associated comorbidities. Improved survival rates over the last several decades are, in part, the result of discovery of novel anti-cancer agents. The medical advancements underpinning discovery of novel therapeutics and improvements in access to care, and early detection were predicated on innumerable basic and clinical research findings that have elucidated the inner workings of cancer development and survival mechanisms. Understood as a general principle, cancer arises through the accumulation of genetic and epigenetic mutations and alterations that are favorable to the survival and expansion of the tumor cells. This concept has been termed “multi-step carcinogenesis model” and has served as a reliable and accepted foundation for subsequent oncological research. Many of the seminal studies underpinning the multi-step carcinogenesis model were the research discoveries made by Drs. Robert Weinberg and Bert Vogelstein.

2020

Field of Electronics, Information, Communication

Pioneering contribution to information and coding theory



Prof. Robert G. Gallager

USA Born in 1931
Professor Emeritus,
Massachusetts Institute of Technology

From general communication devices such as TVs, personal computers and mobile phones to cutting-edge researches utilizing big-data, such as particle physics and astronomy, digital information communication is one of the fundamental technologies that support today's society. However, when performing data communication, errors can occur due to external noise, and for many years, a lot of research was conducted on developing detection and correction schemes for such errors.

Among them, LDPC codes (Low-Density Parity-Check Codes), invented by Prof. Robert G. Gallager, is an extremely reliable and practical scheme.

Starting with its adoption in the fifth-generation mobile communication system (5G), LDPC codes are expected to support the coming generations of high-speed and large-capacity communications.

Field of Life Science

Pioneering contributions to paleoanthropology through decoding ancient human genome sequences



Dr. Svante Pääbo

Sweden Born in 1955
Director, Department of Evolutionary Genetics
Max Planck Institute for Evolutionary Anthropology

Where did we humans come from?

Elucidating “the origin and evolution of modern humans” is one of the biggest challenges in paleoanthropology. Traditionally, the evolution and classification of humans had been approached by analyzing the shape of excavated bone and teeth fossils. However, from the mid-1980s, Dr. Svante Pääbo adopted the “genetic approach”, which involves extracting and analyzing DNA, and made series of discoveries that have enabled us to understand modern human evolution at much greater depth.

In particular, the DNA analysis of Neanderthals revealed that the ancestors of modern humans interbred with Neanderthals. Furthermore, the DNA from a fossilized bone fragment excavated from the Denisova cave in Russia revealed the existence of a previously unknown species of humans called the Denisovans.

By analyzing the DNA of ancient humans, Dr. Pääbo has shed new light on the fundamental question of where modern humans came from.

2019

Field of Materials and Production

Leading contributions to precision synthesis of helical polymers and development of practical chiral materials for separating chiral drugs



Prof. Yoshio Okamoto

Japan Born in 1941

University Professor of Nagoya University
Chair Professor of Harbin Engineering University China

Even among two molecules of the same chemical composition, some have a three-dimensional structure with a mirror image that cannot be superimposed on to the other, as it is the case with our left and right hand. Such molecules are said to be in an enantiomeric relationship. Among enantiomers, physical properties such as the melting point and boiling point are the same, but their physiological effects on the human body can differ. This can cause major problems for the production of pharmaceuticals.

Despite the above being the case, ordinary chemical synthesis can only produce enantiomer mixtures. Along with the advancement of the technique for synthesizing only one hand of the molecule with a catalyst, the convenient method for separating the generated mixture has also come to be widely used. This was made possible by helical polymers. When one-handed helical polymer is coated onto silica gel, packed in a column and enantiomer mixture is injected through, the enantiomer that is more prone to being captured by the helical polymer remains in the column for a long period of time, and the other enantiomer that is less prone to being captured flows out first.

Prof. Yoshio Okamoto was the first in the world to achieve the synthesis of a one-handed helical polymer, and even demonstrated its utility in the separation of enantiomers. Today, products that have been derived from the application of these discoveries are being widely used throughout the world for the research & development and the manufacturing of pharmaceuticals, aroma chemicals and functional materials. Prof. Okamoto's achievements that span the advancement of basic polymer synthesis science to its practical application are highly regarded by the international community.

Field of Biological Production, Ecology

Sustainable soil management for global food security and mitigation of climate change



Prof. Rattan Lal

USA Born in 1944

Distinguished University Professor of Soil Science
Director, Carbon Management and Sequestration Center
The Ohio State University

Soil is important not only for food production but also for a wide range of functions in environmental conservation, such as carbon sequestration, environmental cleanup, material circulation and preservation of biodiversity. Prof. Rattan Lal demonstrated in Africa's sub-Saharan region that the "no-tillage cultivation method" can ensure stable biological production while preventing soil erosion, and has undertaken great efforts to spread this technique and promote the idea that a healthy soil is the basis of sustainable agriculture and good environment.

While the soil is usually plowed in agriculture, the no-tillage cultivation method which does away with plowing was adapted and tested by Prof. Lal who had noticed the outflow mechanism of soil organic matter. Based on this finding, Prof. Lal began studying the relationship between soil and global environmental issues.

As a result of the analysis of the global carbon cycle, he found out that with appropriate management, soil not only isolates carbon and reduces CO₂ in the atmosphere but also becomes fertile, thereby improving food production.

And as a result of his continuous appeal to the international community of the importance of appropriate soil management, Prof. Lal's ideas were formulated into the policy of international effort for soil preservation called the "4 per 1000 Initiative", and is closely tied to the promotion of the UN's Sustainable Development Goals (SDGs).

2018

Field of Resources, Energy, Environment and Social Infrastructure

Development of lithium ion batteries



Dr. Akira Yoshino

Japan Born in 1948
 Honorary Fellow, Asahi Kasei Corporation
 Professor, Graduate School of Science and
 Technology, Meijo University

The lithium ion battery is a type of secondary battery capable of charge/discharge that has become the backbone of today's mobile society by powering smartphones and laptop PCs. It is also being adopted in electric vehicles that are becoming increasingly widespread, serving to reduce emissions of environment-impacting substances. In the early 1980s, Dr. Yoshino put forth the concept of the lithium ion battery and demonstrated its charge/discharge capability. At the time, research on batteries using lithium metal anodes was more predominant, with a strong focus on cathode materials and non-aqueous electrolyte solutions. Dr. Yoshino proposed and demonstrated a viable secondary battery using lithium cobalt oxide for the cathode and a carbon-based material for the anode, which he combined with his original separator and current collector technology. The resulting battery attained high voltage, high energy density, safety and a long-life. Lithium ion batteries have since continued to improve through constant refinements in materials and manufacturing methods, and their application is anticipated to grow into the future.

Field of Medical Science and Medicinal Science

Discovery of B and T lymphocyte lineages and its impact on understanding disease pathology and therapeutic development (Joint Award)



Dr. Max D. Cooper

USA Born in 1933
 Professor,
 Emory University School of Medicine



Dr. Jacques Miller


Australia Born in 1931
 Professor Emeritus, Walter and
 Eliza Hall Institute of
 Medical Research

Dr. Max D. Cooper and Dr. Jacques Miller discovered the “B and T lymphocytes”, the two primary cell lineages involved in adaptive immunity that are responsible for protecting our bodies from intrusion by foreign substances. The B lymphocytes are responsible for the production of antibodies that attack foreign substances such as invading pathogens. T lymphocytes, on the other hand, are responsible for attacking virus-infected cells and cancer cells, and assisting B lymphocytes in the production of antibodies. Using mice, Dr. Miller discovered that T lymphocytes are produced by the thymus, which was considered a vestigial organ at the time. Dr. Cooper, on the other hand, hypothesized that there are two cell lineages with different functions in adaptive immunity and verified their existence through experiments on chickens. Their pioneering achievements laid the foundation for the next half century of developments in immunology from basic concepts to applied research. The development of new therapeutic drugs for cancers and immune disorders, which has been attracting much attention in recent years, would not have been possible without Dr. Cooper and Dr. Miller's discoveries.

2017

Field of Electronics, Information and Communication

**Contribution to information security
through pioneering research on cryptography**



Dr. Adi Shamir
Israel Born in 1952
Professor,
Weizmann Institute of Science

The advent of open digital networks, namely the Internet, has enabled us to lead a convenient lifestyle like never before. Such comfort has been made possible thanks to security measures preventing the theft and manipulation of valuable information. It is Dr. Adi Shamir who proposed many of the underlying concepts in information security and developed a series of practical solutions.

Information in digital networks is coded in binary digits. Utilizing mathematical methodology, Dr. Shamir has invented and proposed numerous techniques, such as the innovative “RSA cryptosystem,” the “secret sharing scheme” which ensures secrecy by breaking up classified information into parts and dispersing it among several participants, the “identification scheme” with which individuals can be identified without revealing secret information and the generic “differential cryptanalysis” which deciphers many common key cryptosystems.

Dr. Shamir has also made a significant breakthrough in the research of side-channel attacks which decipher code by monitoring the physical information of the computer carrying out encryption, such as power consumption and noise.

Field of Life Science

**Elucidation of the genome editing mechanism
by the CRISPR-Cas (Joint Award)**



**Prof. Emmanuelle
Charpentier**
France Born in 1968
Director,
Max Planck Institute
for Infection Biology (Berlin)



**Dr. Jennifer A.
Doudna**
USA Born in 1964
Professor,
University of California, Berkeley

Genome editing using the CRISPR-Cas system, announced by Prof. Emmanuelle Charpentier and Dr. Jennifer Doudna in 2012, is a revolutionary new technology in genetic engineering. It was adopted at an explosive rate as a useful tool for research in the life sciences. Today, it continues to be applied to research in a wide range of fields, such as breeding, drug development and medicine. This technology was developed in the process of elucidating the bacterial defense mechanism against such threats as viral infections. Bacteria can remember the DNA of intruding viruses by absorbing their DNA into their own. Upon the next infection, bacteria recognize the intruder's DNA and snips it with the RNA-guided CAS protein, thereby destroying intruding viruses. Genome editing by the CRISPR-Cas system takes advantage of this mechanism, and enables one to cut the DNA of any organism at arbitrary locations to edit freely by means of removing, replacing or insertion.

2016

Field of Materials and Production

Creation of unconventional inorganic materials with novel electronic functions based on nano-structure engineering



Dr. Hideo Hosono

Japan Born in 1953

Laboratory for Materials and Structures,

Institute of Innovative Research, Tokyo Institute of Technology

Director, Materials Research Center of Element Strategy

Discovery of new materials is a major driving force that transforms industry and our society. Dr. Hideo Hosono endeavored to create new functional materials in areas where others had not yet achieved success. For example, it was said that “transparent oxides” like glass are unsuitable as electrofunctional material because of their electrical nonconductivity, but Dr. Hosono studied their nano-structure and developed the “transparent amorphous oxide semiconductor.” Today, it is extensively used in technologies such as liquid crystal displays (LCDs) and organic light-emitting diode (OLED) displays, contributing enormously towards our society.

Furthermore, he has developed a series of unconventional inorganic materials with electronic functions. In the field of superconductivity research, he focused on iron compounds, which nobody had been paying attention to, and achieved high superconducting transition temperature. He also developed “electrically conductive cement” by modifying the nano-structure of what had been considered an archetypal insulator material.

Field of Biological Production and Biological Environment

Contribution to modern crop breeding through research on development of molecular genetic analysis



Dr. Steven D. Tanksley

USA Born in 1954

Professor Emeritus,

Cornell University

Since the beginning of agriculture, mankind has practiced selective breeding in search of crops with enhanced traits. For most of that time, the methods practiced relied on experience and intuition. From the 1980s, however, rapid advancements in genomic analysis techniques brought about significant changes. The pioneering figure who continuously led this field was Dr. Steven Tanksley.

Dr. Tanksley created chromosomal maps of crops by molecular genetic analysis and went on to identify genes that are related to agricultural productivity, such as fruit size, thereby developing a genomic analysis technique that is instrumental for selective breeding. His research, which combines genetic information and breeding techniques, has contributed enormously to increasing selection accuracy and reducing the amount of time required to breed new crop varieties.

Field of Resources, Energy and Social Infrastructure

Contribution to development of innovative concept on river basin management and reduction of water-related disasters



Dr. Yutaka Takahasi
Japan (1927 - 2021)
Professor Emeritus, University of Tokyo

We humans benefit from rivers in our day-to-day lives, but on occasion, suffer severe damage from bank collapse due to swelling river waters. Dr. Yutaka Takahasi has conducted field surveys and data analysis on post-war flood disasters, such as those caused by typhoons, and scientifically verified that transformations in river basins due to large-scale river improvements and developments from the Meiji Era onward have contributed to the magnification of the scale of floods. In addition, in order to reduce the scale of flood damage, he has continued to propose “integrated flood control measures,” which aim not only to make river improvements such as the building of banks but also to achieve basin management through regulating reservoirs and the maintenance of a sound water cycle. Dr. Takahasi’s proposal has also been applied to measures against flood disasters frequently occurring worldwide which have been attributed to global warming.

Field of Medical Science and Medicinal Science

Proposal of the concept of gene therapy and its clinical applications (Joint Award)



Dr. Theodore Friedmann
USA Born in 1935
Professor of Pediatrics, University of California San Diego, School of Medicine



Prof. Alain Fischer
France Born in 1949
Professor at Collège de France, Director of Institute Imagine, Hôpital Necker-Enfants malades

“Injecting genes or gene-transduced cells into a human body for the purpose of treating diseases” is called gene therapy. In the last few years, there has been a series of reports on convincing clinical efficacy of gene therapy in patients suffering from difficult-to-treat diseases, such as congenital diseases and intractable neurological diseases. The origin of gene therapy can be traced back about 40 years ago to 1972, when Dr. Theodore Friedmann published an article on the revolutionary therapeutic concept and research procedure in a scientific journal. In the years following that event, many researchers carried out fundamental research. Clinical studies started in 1990, but no convincing clinical efficacy could be established. After a period of trial and error, in 1999, Prof. Alain Fischer successfully implemented a hematopoietic stem cell gene therapy on patients with X-linked severe combined immunodeficiency disease with dramatic results, proving the efficacy of gene therapy. The vision of gene therapy as portrayed by Dr. Friedmann and the empirical study carried out by Prof. Fischer paved the way for the present gene therapy.

2014

Field of Electronics, Information and Communication

Pioneering research on semiconductor lasers for high-capacity, long-distance optical fiber communication



Dr. Yasuharu Suematsu

Japan Born in 1932
Honorary Professor,
Tokyo Institute of Technology

Optical communication network using optical fiber is the pillar of present information society. Dr. Suematsu, Honorary Professor of Tokyo Institute of Technology, has been undertaking the study of optical communication since the early 1960s, the dawn of the optical electronics age. Dr. Suematsu was also a forerunner in taking a “problem-solving approach” in research. In this approach, levels of performance required by society are projected first, and theory and experiments are combined to achieve the goal. In the early 1980s, Dr. Suematsu gave shape to his idea of dynamic single-mode laser, which emits light in the wavelength range where the minimum loss is achieved and has a stable wavelength even with high-speed light modulation when transmitting information. His research on semiconductor lasers has greatly contributed to the realization of a high-capacity, long-distance optical fiber communication.

Field of Life Science

Discovery of histone modifications as fundamental regulators of gene expression



Dr. C. David Allis

USA (1951 - 2023)
Joy and Jack Fishman Professor,
The Rockefeller University

A human body consists of approximately 60 trillion cells, and most of them have the same genetic information in DNA (deoxyribonucleic acid). How can cells with the same DNA develop into many different types of cells to make up the different organs in the body with different forms and functions, such as skin, liver and cranial nerves? A biochemist from the U.S., Dr. Allis, tackled this question and discovered from his research in the 1990s that enzymes that chemically modify histones, proteins found in chromosomes, play a vital role in the regulation of gene activity. His findings have greatly contributed to the understanding of the generation mechanism in which an organism grows from a fertilized egg, as well as to the development of drugs to treat cancer related to abnormalities in histone modifications.

Field of Materials and Production

Development of chemically amplified resist polymer materials for innovative semiconductor manufacturing process (Joint Award)



Prof. C. Grant Willson
 USA Born in 1939
 Professor of Chemistry
 and Chemical Engineering
 The University of Texas at Austin



Prof. Jean M. J. Fréchet
 USA Born in 1944
 Vice-President for Research
 King Abdullah University of Science
 and Technology

The most important key technology which has been the driving force for innovation in semiconductor technology over the past half a century is lithography, which engraves fine circuits in semiconductors. Dr. Willson and Dr. Fréchet, along with the late Dr. Hiroshi Itoh, embarked on the development of the resist to be used for lithography in the early 1980s, and succeeded in developing a new key technology known as a chemically amplified resist. Through the use of resist developed jointly by the three doctors, a lithography using a short wavelength deep ultraviolet (deep UV; wavelength 254nm) was achieved. By improving this chemically amplified resist, an era of the next generation integrated circuit with a minimum semiconductor circuit width of under 250nm was opened up. The chemically amplified resist is an important technology for the extreme ultraviolet lithography (EUV; wavelength 1-10nm), a present leading edge technology, as well as for electron lithography, and is a key technology in creating new types of electronics.

Field of Biological Production and Biological Environment

Contribution to marine environmental conservation through research on ecology and biodiversity of deep-sea organisms



Dr. John Frederick Grassle
 USA (1939 - 2018)
 Professor Emeritus,
 Rutgers, The State University of New Jersey

It has been thought for many years that only a limited number of living organisms exist in the deep sea exceeding a depth of 200m, due to the fact that hardly any sunlight, needed for photosynthesis, reaches there. However, in 1977, a hydrothermal vent called a black smoker was discovered at the bottom of the Pacific Ocean, and the existence of a wide variety of organisms was recorded. Marine Biologist Dr. Grassle organized an ecological survey mission using a manned research submersible, and clarified the existence of a chemosynthetic ecosystem in the deep ocean which utilizes not sunlight, but chemical substances supplied from the earth's interior.

Through his studies in the 1980s and the 1990s, Dr. Grassle proved that an abundant biodiversity exists in the deep sea comparable to that of the tropical rainforest. Furthermore, in 2000, a 10-year project which endeavors to shed light on the diversity, distribution and population of all marine life called "CoML: Census of Marine Life" was founded. The research findings thereof are greatly contributing to the preservation of the marine ecosystem which has rapidly been lost since the 20th Century.

2012

Field of Environment, Energy and Infrastructure

Developing the world's highest performing Nd-Fe-B type permanent magnet and contributing to energy conservation



Dr. Masato Sagawa
Japan Born in 1943
President, Intermetallics Co., Ltd.

One of the fundamental materials which support our highly industrialized society is a permanent magnet. In order to respond to the expectations for a stronger magnet, the Sm-Co(samarium-cobalt) magnet was developed in the 1960s. However, because cobalt was a rare resource, the scope of its application was limited. Amid such a climate, Dr. Sagawa embarked on the challenge of achieving a permanent magnet using iron, an abundant resource. Dr. Sagawa engaged in research and development of magnetic materials from a completely different perspective to the conventional. In 1982, he discovered the Nd-Fe-B (neodymium-iron-boron) magnet that has the world's largest energy product which breaks the Sm-Co magnet's record in the maximum energy product, and achieved the industrialization of this magnet. Motors which use neodymium magnets are compact, lightweight and highly efficient. Thus, they have greatly contributed to the solution of global environmental issues through power-saving industrial and household electronic products as well as through the high efficiency of new energy sources such as wind power generators.

Field of Healthcare and Medical Technology

Development of a new therapeutic drug targeting cancer-specific molecules (Joint Award)



Dr. Janet D. Rowley
USA (1925 - 2013)
Blum-Riese Distinguished Service Professor of Medicine, Molecular Genetics & Cell Biology and Human Genetics, The University of Chicago



Dr. Brian J. Druker
USA Born in 1955
Professor and Director of OHSU Knight Cancer Institute, Oregon Health & Science University



Dr. Nicholas B. Lydon
USA Born in 1957
Founder and Director, Blueprint Medicines

Chronic myelogenous leukemia (CML) is a disease which is caused when a hematopoietic stem cell in the bone marrow turns cancerous. In 2001, with the introduction of the molecularly targeted drug imatinib, treatment results dramatically improved. The origin of imatinib began in 1973 when Dr. Rowley discovered that chromosomes 9 and 22 were recombined in the white blood cells of patients with CML. Dr. Druker and Dr. Lydon succeeded in developing a drug which suppressed the activity of the BCR-ABL protein which occurs as a result of the chromosomal recombination. At present, molecularly targeted drugs are indispensable to the treatment of cancer and autoimmune diseases, and the results obtained from the studies of Dr. Rowley, Dr. Druker and Dr. Lydon underscored the importance of developing molecularly targeted drugs, providing a guiding post for future research.

Field of Information and Communications

Development of the operating system, UNIX (Joint Award)



Dr. Dennis M. Ritchie
USA (1941 - 2011)
Distinguished Member of
Technical Staff Emeritus,
Bell Labs



Dr. Ken L. Thompson
USA Born in 1943
Distinguished Engineer, Google Inc.

With present computer systems, basic software called operating systems are used in addition to application software to perform word processor, spreadsheet tasks, and so on. Dr. Ritchie and Dr. Thompson developed an advanced operating system called UNIX in 1969. The operating systems in those days were increasing in scale but becoming complex and disorderly. With UNIX, stability and high-speed performance could be attained by combining modularized programs. UNIX's superior design concept has been carried on by many computer technicians, and has supported the development of an advanced information society including the Internet.

Field of Bioscience and Medical Science

Discovery of interleukin-6 and its application in treating diseases (Joint Award)



Dr. Tadamitsu Kishimoto
Japan Born in 1939
Emeritus Professor, Osaka University



Dr. Toshio Hirano
Japan Born in 1947
Professor, Osaka University

Our bodies detect external invasions of bacteria and viruses and eliminate them. This mechanism is called "immunity." Immunity is a complex system consisting of various cells such as lymphocytes (T-cells, B-cells) and macrophage, but the substance which plays an important role in transmitting information between cells is called interleukin. Dr. Kishimoto and Dr. Hirano have purified interleukin 6 (IL-6), which plays a vital part in the production of antibodies, and also succeeded in gene cloning in 1986. In addition, the two doctors have identified a wide range of functions of IL-6 and their research results have contributed to the progress of bioscience and the development of therapeutic drugs for inflammatory diseases.

2010

Field of Industrial Production and Production Technology

Contributions to high-density magnetic recording technology by the development of a perpendicular magnetic recording method



Prof. Shun-ichi Iwasaki

Japan Born in 1926
Director, Tohoku Institute of Technology
Professor Emeritus, Tohoku University

LSI (large-scale integration) and the HDD (hard disk drive) which records information have played major roles in the progress of computer technology in the 20th century. It is not an exaggeration to say that the miniaturization and the increasing capacity of the HDD have created the information society through the Internet. Furthermore, what is giving behind-the-scenes support to the attainment of the next-generation system such as cloud computing is the ever-increasing capacity of the HDD by means of the perpendicular magnetic recording method. Prof. Iwasaki, through inspiration from the research of the magnetic recording principle, has developed the perpendicular magnetic recording method, which is more advantageous in attaining higher capacity in comparison to the conventional horizontal magnetic recording method. Since he advocated this method to the world in 1977, he has continued research and development for the practical application thereof.

Field of Biological Production and Environment

Contributions to solving global environmental issues based on the analysis of nitrogen and other substances' cycles



Prof. Peter Vitousek

USA Born in 1949
Professor of Biology, Stanford University

Since the Industrial Revolution, human economic activities have continued to expand, making the earth a relatively smaller place. Prof. Vitousek, an expert in ecosystems ecology, has been studying the material cycle of such nutrient elements as nitrogen and phosphorus in the ecosystem. Based on the aforementioned research, Prof. Vitousek has made pioneering achievements in the field of "biogeochemistry," which analyzes how various factors influence the ecosystem. From his achievements, he has pointed out the serious effects human activities have on the global environment as well as potential solutions for solving global environmental issues.

2009

Field of Transformation towards a Sustainable Society in
Harmony with Nature

Contribution towards a sustainable world as founded
in the 1972 Report titled 'The Limits to Growth'



Dr. Dennis L. Meadows

USA Born in 1942
Professor Emeritus of Systems Policy,
University of New Hampshire
President, Laboratory for Interactive Learning

For humanity, the Earth is both irreplaceable and finite. The continued survival of humanity on Earth depends on its success in creating a "sustainable society." More than 30 years ago, Dr. Meadows was at the center of a research group that used scientific analysis to make this point. "The Limits to Growth" shocked the world when first published in 1972, and it continues even today to illuminate the way forward.

Field of Technological Integration of Medical Science
and Engineering

Contribution to tomographic imaging
in nuclear medicine



Dr. David E. Kuhl


USA (1929 - 2017)
Professor, Radiology,
University of Michigan Medical School

Today various types of diagnostic imaging systems including CT (computed tomography) are used on a daily basis in hospitals and clinics all over the world. Dr. Kuhl, one of the world pioneers in tomography, began experimenting in the late 1950s by taking cross-sectional images of the distribution of radioisotopes in the body. He went on to develop SPECT (single photon emission computed tomography) in the late 1960s and succeeded in producing the world's first tomographic images of the human body. In addition to having a profound impact on the subsequent development of X-ray CT scanning and MRI (magnetic resonance imaging), Dr. Kuhl's research brought about the realization of PET (positron emission tomography), which is proving to be invaluable in the early detection of cancers.

2008

Field of Information Communication Theory and Technology

Creation of network architecture and communication protocol for the Internet (Joint Award)



Dr. Vinton G. Cerf

USA Born in 1943
Vice President and Chief Internet Evangelist, Google Inc.



Dr. Robert E. Kahn

USA Born in 1938
Chairman, CEO & President of Corporation for National Research Initiatives

The appearance of the Internet has pioneered the way for the establishment of a network society that has completely transformed the lifestyles of people around the world. Two men in particular were instrumental in the creation of the concept for the basic framework and the TCP/IP communication protocol which has made the Internet possible. These men are Dr. Cerf and Dr. Kahn. Known as the “Fathers of the Internet,” Dr. Cerf and Dr. Kahn continue to lead advances in information communication.

Field of Medical Genomics and Genetics

Establishment of medical genetics and contributions to its development



Dr. Victor A. McKusick

USA (1921 - 2008)
University Professor of Medical Genetics, the McKusick- Nathans Institute of Genetic Medicine at the Johns Hopkins University

With the completion of the human genome project, we have come to understand almost all of the genetic information contained in DNA, which is encoded in a series of letters. However, we are still some way from fully identifying those parts which are related to the treatment of diseases. Dr. McKusick, has spent over half a century compiling related knowledge, and advocating the importance of the formulation of a genomic map for genetic disorders. Today, researchers and clinicians around the world are sharing the fruits of Dr. McKusick’s labors which have become indispensable to the world of genetic medicine.

2007


Field of Innovative Devices Inspired by Basic Research

**The discovery of Giant Magneto-Resistance(GMR)
and its contribution to development
of innovative spin-electronics devices (Joint Award)**



Prof. Albert Fert

France Born in 1938
University of Paris-South



Prof. Dr. Peter Grünberg

Germany (1939 - 2018)
The Research Center of
Solid State Physics

Computer hard discs, which store vast amounts of memory, are improving year by year and at a faster rate than ever before. Now, however, these memory storage discs are not limited to computers, but are also being used in such electronic appliances as mobile music devices and video cameras. The reason behind the great increases in memory storage capacity and the rapidly diversifying use of hard discs is the discovery of Giant Magneto-Resistance (GMR), a groundbreaking technological innovation. The researchers responsible for this astonishing discovery are Prof. Fert and Prof. Dr. Grünberg.

Field of Science and Technology of Harmonious Co-Existence

**Contribution to the conservation
of tropical forest**



Dr. Peter Shaw Ashton

UK Born in 1934
Charles Bullard Professor of Forestry

In recent times, the destruction of tropical forests has been progressing at an alarming rate. Tropical forests are a veritable treasury of a diverse array of many forms of life, and it is widely believed that the loss of this environment would have a major impact on the ecosystem of the entire planet. Dr. Ashton was awarded the 2007 Japan Prize in the category of “Science and Technology of Harmonious Co-Existence” for his extensive research into the phylogenetic systemization of flora and ecological studies in the tropical forests of Southeast Asia, and the contribution his findings have made to tropical conservation efforts.

2006

Field of Global Change

For pioneering research on atmospheric structure and composition based on his satellite observation technology and for promotion of international assessments of climate change.



Sir John Houghton

UK (1931-2020)

Honorary Scientist, Hadley Centre for Climate Prediction and Research and Formerly Chief Executive, Meteorological Office, U.K.

Observations by weather satellites began in the 1970s. When Sir John Houghton developed a new means for making observations to measure the temperatures and composition of the upper atmosphere based on his independent theory. This opened the way to elucidating the three-dimensional temperature structure of, and distribution of micro-components such as ozone in the atmosphere across the entire globe. Then he established the Hadley Centre for Climate Prediction and Research to pursue this research and to study international climate change. He also has played a central role in compiling the First, Second and Third Assessment Reports under the auspices of the Intergovernmental Panel on Climate Change (IPCC).

Field of The Development of Novel Therapeutic Concepts and Technologies

The discovery of the statins and their development



Dr. Akira Endo

Japan (1933 - 2024)

Director, Biopharm Research Laboratories, Inc., Tokyo, Japan

In 1973 Dr. Endo isolated from penicillium a ground-breaking substance called ML-236B (currently known as compactin) that lowers blood cholesterol levels, and confirmed that it was also effective in humans. This discovery triggered world-wide research into the compactin group and resulted in the birth of several hypercholesteremia drugs from amongst that group. These drugs, known collectively as statins, are presently used by approximately thirty million people around the world and help to prevent cardiac disease and strokes and so on.

2005

Field of Information and Media Technology

Pioneering contributions to natural language processing and intelligent image processing



Dr. Makoto Nagao

Japan (1936 - 2021)

President, National Institute of Information and Communications Technology

Dr. Nagao has pioneered research in the fields of machine translation, natural language processing, and image processing, and has achieved extensive results that have had a significant impact on other researchers in this field. Notably, he developed a fully functional Japanese-to-English / English-to-Japanese translation system, and was the world's first advocate of example based translation in machine translation. In image processing, he was the first to introduce feedback analysis mechanisms, which had a dramatic impact on many later research activities. He developed the world's first digital library prototype system incorporating natural language processing and image processing technologies, and has contributed to the new digital library era. In addition to being a pioneer, Dr. Nagao has been a leader in this field as well, for example as a founder of the International Association for Machine Translation and The Association for Natural Language Processing.

Field of Cell Biology

Fundamental contribution in elucidating the molecular mechanisms of cell adhesion (Joint Award)



Dr. Masatoshi Takeichi

Japan Born in 1943

Director of RIKEN Center for Developmental Biology



Dr. Erkki Ruoslahti

USA Born in 1940

Distinguished Professor, The Burnham Institute

Cell adhesion is fundamentally important in the construction of tissues and organs. Dr. Takeichi and Dr. Ruoslahti pinpointed the essential core processes in the complex phenomena of cell adhesion and succeeded in elucidating the mechanisms at the molecular level. Their accomplishments are expected to fundamentally contribute to working out the etiology and developing therapy of serious diseases such as malignant tumors.

2004

Field of Chemical Technology for the Environment

Pioneering work on photochemical catalysis and its application for the environment (Joint Award)



Dr. Kenichi Honda

Japan (1925 - 2011)
Professor Emeritus,
The University of Tokyo



Dr. Akira Fujishima

Japan Born in 1942
Chairman, Kanagawa Academy of
Science and Technology

Dr. Honda and Dr. Fujishima found that irradiation of solar light onto a single crystal titanium dioxide (TiO₂) electrode resulted in the splitting of water into hydrogen and oxygen (The Honda-Fujishima effect). Thus, they pioneered research on artificial photosynthesis and production of hydrogen as a clean energy from water by using solar light. Furthermore, the development of the self-cleaning coatings of TiO₂ on a variety of surfaces is going to produce a new industry of photocatalysts, which significantly contributes to environmental conservation. The contributions of these two scientists to “Chemical Technology for the Environment” for the sustainable development of society are enormous.

Field of Food Production Based on Ecosystem Concepts

Contributions to the understanding of shelf ecosystems and their sustainable utilization



Dr. Keith J. Sainsbury

New Zealand Born in 1951
Senior Principal Research Scientist,
Division of Marine Research,
Commonwealth Scientific
and Industrial Research Organization

Dr. Sainsbury greatly contributed to the establishment of marine bio-resource management strategies for sustainable fishery production based on his basic studies on population dynamics including experimental fishery management mainly of demersal fish resources in the shelf ecosystem and consequently to the planning of the Australian marine policy. He also contributed much to the development of a paradigm for sustainable utilization of fishery resources in tropical and temperate marine areas.

Field of Science and Technology for Conservation of Biodiversity

Observational, experimental and theoretical achievements for the scientific understanding and conservation of biodiversity



Prof. John H. Lawton

UK Born in 1943
Chief Executive,
Natural Environment Research Council

Prof. Lawton is a prolific contributor to fundamental research on the ecological aspect of biodiversity. He studied various organisms, including birds, mammals, insects, and plants. He analyzed various species of these groups and the ways in which they co-exist with other species. Based on conservation, biological observation and analysis, he also contributed to the protection of bird species, actually serving as a key person in environmental NGOs.

2003


Field of Science and Technology of Complexity

**Creation of universal concepts in complex systems
- chaos and fractals (Joint Award)**



Dr. Benoit B. Mandelbrot

USA (1924 - 2010)
Sterling Professor of Mathematical
Sciences, Mathematics Department,
Yale University
IBM Fellow Emeritus,
TJ Watson Research Center,
International Business
Machines Corporation



Dr. James A. Yorke

USA Born in 1941
Distinguished University
Professor of Mathematics
and Physics, Institute
for Physical Sciences
and Technology,
University of Maryland

The world we live in is so complex that it is an enormous challenge to understand the fundamental nature of its complexities. Nature is filled with complex geometrical shapes. Dr. Mandelbrot discovered that “self-similarity” is the universal property that underlies such complex shapes, and he coined the expression “fractal.”

Many different, variable complex patterns of behavior are found in dynamic phenomena, Dr. Yorke found the universal mechanism underlying such nonlinear dynamic phenomena and summed it up using the term “chaos.”

The two concepts, chaos and fractals, have been established as universal concepts underlying such phenomena. Dr. Mandelbrot and Dr. Yorke utilized, respectively, the terms fractal and chaos and elucidated their fundamental properties. They have provided new frameworks for understanding complex phenomena, and have defined both their foundations and their applications.

Field of Visualizing Techniques in Medicine

**Discovery of the principle
for functional magnetic resonance imaging**



Dr. Seiji Ogawa

Japan Born in 1934
Director, Ogawa Laboratories
for Brain Function Research,
Hamano Life Science Research Foundation

Dr. Ogawa discovered the principle upon which the field of functional and physiological imaging of the human body, particularly the human brain, is based. He searched for physiologically dependent signals in magnetic resonance imaging (MRI), and found BOLD (Blood Oxygenation Level Dependent) signal contrast in MR images of the brain. This work has proved to be the fundamental basis of noninvasive functional imaging methodology that is now widely used not only in many biological and medical sciences, such as neurobiology, psychology and neurology, but also in many fields of clinical medicine as diagnostic tools.

2002

Field of Computing and Computational Science and Engineering

**Advancement of civilization through invention,
implementation and deployment
of the world wide web**



Dr. Timothy John Berners-Lee

UK Born in 1955
Senior Research Scientist,
Laboratory for Computer Science, M.I.T.

Dr. Berners-Lee is the inventor of the World Wide Web (www). Through his invention people were able to acquire information and work together by combining their knowledge in a web using hypertext documents through the Internet. He implemented the first www using HTML, Hypertext Markup Language developed by himself. The www has made revolutionary change in information exchange and communication among people, contributing to the globalization of information and communication in the world. It has created new forms of commercial and industrial activities like E-commerce, internet publications of newspapers and books, and more. The World Wide Web has made a profound and far-reaching contribution not only to science and technology but also to the advancement of the civilization.

Field of Developmental Biology

**Pioneering work on mammalian
embryonic development (Joint Award)**



Dr. Anne McLaren

UK (1927 - 2007)
Principal Research Associate,
Wellcome Trust / CRC Institute



Dr. Andrzej K. Tarkowski

Poland (1933 - 2016)
Director of the Institute of Zoology,
Warsaw University

Drs. McLaren and Tarkowski pioneered the developmental biology of mammals using a mouse as a model and established technologies to manipulate early embryos. Taking advantage of chimeric embryos in particular, they demonstrated the enormous plasticity of early embryonic cells, and gave deep insight into fundamental questions on mammalian embryonic development, such as how sexes differentiate, how genetic information of sexually distinct parents differentially contributes to development, and how cells interact in developing tissues. This work has proved fundamental as regards major issues not only of current developmental biology which are of increasing importance, but also for the progress of basic medical and veterinary sciences.

2001

Field of Science and Technology of Environment Conscious Materials

Discovery of environmentally benign electrode materials for high energy density rechargeable lithium batteries



Dr. John B. Goodenough

USA (1922 - 2023)

Professor, University of Texas

Dr. Goodenough recorded notable achievements in the field of solid-state science and made a great contribution to fundamental science. His well-known studies are on magnetism and the conductivity of transition metal compounds and on superionic conductors. Based on these research results and with profound insights, he found electrode materials for high-performance lithium batteries and used these materials to develop high-capacity portable rechargeable batteries. These batteries are not only environmentally benign but also very effective in the reduction of carbon dioxide emission.

Field of Marine Biology

Contribution to the development of biological / fisheries oceanography and for conservation of fishery resources and marine environment



Dr. Timothy R. Parsons

Canada (1932 - 2022)

Professor Emeritus, University of British Columbia

Through his research devoted to obtaining a holistic understanding of how pelagic organisms are interconnected in the trophodynamic food-web of the sea, Dr. Parsons has made a great contribution to the development of Biological Oceanography as determined today. His goal has been to present an alternative method for the management of fisheries, based on measuring of dynamic relationships between fish and their physical, chemical and biological environments.


2000

Field of City Planning

Field of Host Defense

Establishment of an ecological city planning process and proposal of a land use evaluation system

Discovery of Immunoglobulin E and mechanisms of IgE-mediated allergic reactions



Prof. Ian L. McHarg

USA (1920 - 2001)

Professor Emeritus, Department of Landscape Architecture and Regional Planning, University of Pennsylvania.

Dr. Kimishige Ishizaka

Japan (1925 - 2018)

President Emeritus, La Jolla Institute for Allergy and Immunology

Prof. McHarg introduced ecological ideas into city planning, visualized environmental ecosystems on overlay maps of factors such as physiography, hydrology, vegetation, and historical landmarks, and developed an innovative land use evaluation system, clarifying the suitability of, and restrictions on, land use. He is recognized as a founder of ecological planning, because of his distinguished achievements in the 1960s - when disorderly urban developments dominated - in ecological city planning, making the most of the abundant potential capabilities of nature. His methodology has had great influence upon city planning in an age when the global environment is of the utmost concern.

Dr. Ishizaka was the first to discover immunoglobulin E and to elucidate fundamental mechanisms of allergic reaction at cellular and molecular levels. His work has profoundly influenced other medical research areas and even contributed to the clinical diagnosis and treatment of allergic diseases.

1999

Field of Information Technologies

**Establishment of coding theory
for reliable digital communication, broadcasting
and storage**



Dr. W. Wesley Peterson

USA (1924 - 2009)

Professor of Information and Computer Sciences,
University of Hawaii at Manoa

Dr. Peterson authored Error-Correcting Codes, the “bible” for the coding theory, and established the fundamentals of this field. He created the conceptual framework of coding theory on the basis of modern algebra and invented practical implementation methods for error detection and correction. This led to an exceptionally important contribution in the industrial application of error-correcting codes. Current digital communication, broadcasting and storage systems owe their reliability to his research results.

Field of Molecular Recognition and Dynamics in Bioscience

**Elucidation of the three-dimensional structures
of class I and class II human histocompatibility antigens
and their bound peptides (Joint Award)**



Dr. Jack L. Strominger

USA Born in 1925

Higgins Professor of Biochemistry,
Harvard University.



Dr. Don C. Wiley

USA (1944 - 2001)

John L. Loeb Professor of
Biochemistry and Biophysics,
Harvard University.

Dr. Strominger and Dr. Wiley were the first to elucidate the three-dimensional structures of the human histocompatibility complex class I and class II molecules. Their work provided a detailed understanding of how peptides derived from processed foreign antigens and self proteins are presented to T lymphocytes for the initiation of an immune response. Their work also opened a wide vista for investigation of autoimmunity, transplantation rejection, tumor immunity and the response to foreign pathogens.

1998

Field of Generation and
Design of New Materials Creating Novel Functions

For the creation and realization of the concept
of man-made superlattice crystals which lead to generation
of new materials with useful applications



Dr. Leo Esaki
Japan Born in 1925
Former President, University of Tsukuba

Dr. Esaki proposed the concept of “semiconductor superlattice,” realized it, and discovered its peculiar properties such as negative differential conductivity and resonant tunneling. His concept of the superlattice inspired many other scientists. It underlies the high-speed transistor HEMT, optical devices with multiple-quantum wells, and giant magneto-resistance. “Superlattice” was a great accomplishment in terms of the generation and design of new materials to create novel functions. (Dr. Esaki was awarded with a Nobel Prize in Physics in 1973 for his discovery of tunneling in semiconductor p-n junctions. Superlattice is another great accomplishment he has made.)

Field of Biotechnology in Agricultural Sciences

Establishment of the theory and method
of the production of transgenic plants
(Joint Award)



Prof. Dr. Jozef S. Schell
Belgium (1935 - 2003)
Director, Department of Genetic
Principles of Plant Breeding,
Max-Planck-Institute für
Züchtungsforschung, Germany



Dr. Marc C.E. Van Montagu
Belgium Born in 1933
Professor, Department of Genetics,
University of Ghent, Belgium.

Dr. Schell and Dr. Van Montagu showed that the formation of tumors in plants with Agrobacterium is attributable to insertion of some genes contained in the bacteria into the nuclear genomes of host plants. They utilized this system to develop methods for efficient transfer of foreign genes into plant genomes. Recent advances in the production of transgenic plants have been based on their work.

1997

Field of Systems Engineering for an Artifactual Environment

Establishment of the robot industry and creation of a techno-global paradigm (Joint Award)



Dr. Joseph F. Engelberger

USA (1925 - 2015)
Chairman and Director,
HelpMate Robotics Inc.



Dr. Hiroyuki Yoshikawa

Japan Born in 1933
Former President,
The University of Tokyo

Dr. Engelberger foresaw from the beginning that machines called robots would markedly improve productivity and was a key person in their development and introduction for practical purposes. He has greatly contributed to the long-term expansion and development of the world economy by innovatively improving productivity in the manufacturing industry.

Dr. Yoshikawa has shown that the professional disciplines associated with the production of artifacts have been too specialized with respect to the system of knowledge, which has made the solving of such problems as environmental destruction and depletion of resources difficult.

He has played a leading role in research in systematizing knowledge related to design and manufacturing and has developed a new field called general design theory. Based on this concept, he has proposed artifactual engineering in order to solve the above problems.

Field of Biotechnology in Medicine

Contribution to establishment of fundamental concept on causes of cancer (Joint Award)



Dr. Takashi Sugimura

Japan (1926 - 2020)
President Emeritus of
National Cancer Center and
President of Toho University



Dr. Bruce N. Ames

USA (1928 - 2024)
Professor of Biochemistry
and Molecular Biology,
University of California, Berkeley

As early as 1957, Dr. Sugimura discovered the carcinogenicity of a mutagen, 4-nitroquinoline-1-oxide. In 1967, he successfully induced stomach cancer in rats by oral administration of a mutagen, N-methyl-N'-nitro-N-nitrosoguanidine. He subsequently established the fact that many carcinogens were mutagens. He successfully isolated and identified many carcinogens with a structure of heterocyclic amine from foods cooked under ordinary conditions. He further developed his studies to analyze multiple step carcinogenesis at molecular levels. He demonstrated that many environmental carcinogens could be identified by their mutagenicity. He has made crucial contributions to the establishment of the fundamental concept on causes of cancer.

Dr. Ames first established an efficient in vitro assay for mutagens using Salmonella in 1971. This "Ames test" has been used widely in research institutes, industries and regulatory agencies around the world for screening environmental carcinogens and mutagens. This test has also been used to study metabolisms of carcinogens and mutagens. He established the fact that many carcinogens were mutagens. He made further contributions to the understanding of endogenous oxygen radicals in carcinogenesis and to the understanding of the mechanisms involved in aging. He demonstrated the close relationship between mutagenicity and carcinogenicity. He has made crucial contributions to the establishment of the fundamental concept of causes of cancer.

1996

Field of Information, Computer and Communication Systems

For pioneering research on wide-band, low-loss optical fiber communications



Dr. Charles K. Kao

USA (1933 - 2018)

Vice-Chancellor and President,
The Chinese University of Hong Kong.

The research on optical communications, which is expected to bring forth extensive social innovation, substantially started in 1960 with the invention of the laser, followed by studies on light source, transmission line and photodetectors. Dr. Kao predicted in specific terms the possibility of realizing large capacity optical communications using optical fiber, at an earlier phase, based on his own reasoning for the applicability of optical fiber to the large capacity transmission, and estimation of possible transmission range on the basis of presupposed loss and tolerable photoelectric power level. He played pioneering and leading roles in the exploitation of optical fiber transmission lines and his works are clearly appreciated in the world as having exerted a significant impact on the subsequent development of optical communication technology.

Field of Neuroscience

Elucidation of the functional principles and neural mechanisms of the cerebellum



Dr. Masao Ito

Japan (1928 - 2018)


Director-General, Frontier Research Program,
The Institute of Physical and Chemical Research
President, Science Council of Japan

Dr. Ito has tried over 40 years to elucidate neural mechanisms of the brain by using a combination of neurophysiological, cell-biological, system-theoretical, and molecular biological approaches. In particular, he successfully revealed several basic features of cerebellar function, such as inhibitory output of the Purkinje cells which is mediated γ -aminobutyric acid. He also found that the flocculus of the cerebellum plays a key role in adaptive control of the vestibule-ocular reflex, a basic reflex circuit, by way of a synaptic plasticity, the long-term depression, which is the basic of the learning capability of cerebellar cortical neural circuits. Furthermore, he and his collaborators elucidated molecular processes underlying long-term depression. They succeeded in inducing a reversible learning deficit by temporally inactivating long-term depression. The recent model he proposed aims at explaining a certain category of mental function, implicit memory, as function of the newest part of the cerebellum. His success gave a great impetus to researches in the neuroscience discipline.

1995

Field of Materials Processing Technologies

Outstanding contributions to research and practical applications of light emitting diodes and lasers through pioneering achievements in the understanding of physical principles and in the process technology of intermetallic compound semiconductors



Dr. Nick Holonyak, Jr.

USA (1928 - 2022)

Professor, Center for Advanced Study,
John Bardeen Chair Professor, University of Illinois

Dr. Holonyak, focused his research on intermetallic compound semiconductors, which led him to the invention of the first practical light emitting diode (LED) by the use of GaAsP crystals. In 1962, he made the first visible light semiconductor laser.

He extended his research to develop ternary and quaternary compound semiconductors, and was the first to succeed in independent control of the energy gap and lattice constant for preparing devices.

He was the first (1978) to achieve continuous room temperature operation of a laser with quantum-well-structure.

Dr. Holonyak's achievements ranging from research to practical developments on light-emitting diodes and lasers gave continuous stimulus and remarkable enrichment both to physics and technology.

Field of Science and Technology for Agriculture,
Forestry and Fishery which conserves the Environment

Pioneer contributions in the development of integrated pest management by the sterile insect release method and other biological approaches



Dr. Edward F. Knipling

USA (1909 - 2000)

Retired Director,
Entomology Research Division, Agricultural Research Service

Dr. Knipling has devoted himself to the research on insect pest as a agricultural entomologist since 1931. He proposed the truly original idea of environmentally friendly pest control by suppressing the insect population in agricultural crops and domestic animals. Accordingly, he made outstanding contributions to the improvement of food production. He developed a new concept of insect pest control known as the sterile insect release method. In 1931 he attained great success in eradicating the screwworm fly, a serious and sometimes fatal pest of livestock in the Southwest region of the United States. From 1953, he made important contributions to the development of an environmentally sound method of insect pest control. He proposed and played a key role in promoting Integrated Pest Management. He played a leading role in scientific research and in application of his findings in terms of pest control without harming the environment.

1994

Field of Aerospace Technologies

Inspirational leadership in unmanned lunar and planetary exploration, and for pioneering achievements in the development of spacecraft and deep space communications



Dr. William Hayward Pickering

USA (1910 - 2004)

Professor Emeritus of the California Institute of Technology

Dr. Pickering, as a Director of the JPL, the California Institute of Technology, had made many pioneering contributions to space technologies such as the development of spacecraft as a means for space exploration, and the development of deep space communications network for data acquisition for 32 years. Owing to his command and guidance technologies, the USA's first artificial satellite "Explorer 1" was launched in 1958. And "Pioneer 4", the design of which was led by him, succeeded in becoming the first U.S. man made object to escape from the Earth's gravitational field in 1959. He developed new technologies for digital communications and high definition television. His achievements have made significant contributions to the "expansion of mankind's active domain to outer space". His technologies have been applied in many fields and have contributed to the welfare of mankind.

Field of Psychology and Psychiatry

Discovery of dopamine as a neurotransmitter and clarification of its role in mental and motor functions and their disorders



Dr. Arvid Carlsson

Sweden (1923 - 2018)

Professor Emeritus, Gothenburg University

Dr. Carlsson has made substantial contributions towards the clarification of the functions of dopamine in the brain. This has promoted causal treatment of Parkinson's disease. In 1988, he presented a modified hypothesis on schizophrenia. This showed a direction to understand schizophrenia as a putative transmitter imbalance syndrome and opened up new therapeutic strategies for Parkinson's disease. He has been an international leader in the field of neuropsychopharmacology for three decades. His original and unique discoveries in dopamine research have led to a new understanding and new effective treatments for Schizophrenia and Parkinson's disease. He has made a great contribution to the development of psychology and psychiatry from the field of neuropsychopharmacology.

1993

Field of Safety Engineering and Disaster Mitigation

Development of modern seismology and advancement of international cooperation in disaster science



Dr. Frank Press

USA (1924 - 2020)

President of U.S. National Academy of Sciences

Dr. Press was the first to propose that the dispersion of long period earthquake surface wave motion could be used as a tool for studying the structure of the earth's crust and upper mantle. Analyzing surface waves, Dr. Press verified that the occurrence of an earthquake is fault motion itself. It was the beginning of modern seismology and the forerunner for studies on earthquake mechanisms.

Dr. Press was the leader in the promotion of scientific research and development in the area of disaster mitigation. As demonstrated by his efforts for International Geophysical Year (IGY) and Worldwide Standardized Seismograph Network (WWSSN), he recognized the importance of international cooperation in disaster sciences. He conceived and has been a leader in promoting the International Decade for Natural Disaster Reduction (IDNDR), a UN program in which the international community, under the auspices of the UN, will pay special attention during the last decade of the century to fostering international disaster (such as earthquakes, floods, droughts, volcanos, landslides, windstorms and wildfires) reduction.

Field of Molecular and Cellular Technology in Medicine

Development of the polymerase chain reaction



Dr. Kary B. Mullis

USA (1944 - 2019)

Founder and Vice President Research,
Atomic Tags, Inc.

The polymerase chain reaction (PCR) which was devised by Dr. Mullis, has revolutionized molecular genetics, molecular biology, medicine and many other related scientific fields. The PCR is a way of amplifying specific DNA sequences from small amounts of a complex template. Thus, in medicine the PCR has had a major impact on the diagnosis and screening of genetic diseases and cancer, the rapid detection of fastidious or slow growing microorganisms and viruses, the detection of minimal residual disease in leukemia. The method has also been applied to studies on molecular evolution. Analysis of DNAs from different human populations allowed the construction of phylogenetic trees. Samples of historic or ancient DNA from extinct species have successfully been subjected to PCR amplification. This capability of analyzing minute quantities of degraded DNA makes it possible to apply PCR for forensic purposes.

1992

Field of Science and Technology of Material Interfaces

Contributions to the new development of the chemistry and physics of solid surfaces



Prof. Dr. Gerhard Ertl

Germany Born in 1936

Director of Fritz-Haber Institute of Max Planck Society,
Honorary Professor at the Free University Berlin
and at the Technical University Berlin

Since the 1960s, Professor Ertl has developed extensive studies on the chemisorption phenomena of atoms or molecules of representative chemicals on metal surfaces, and has explained a number of important phenomena such as phase transitions in chemisorbed layers and the surface reconstruction induced by adsorption.

He has also pioneered and developed the study of the dynamical aspects of chemical processes on metal surfaces in atomic and molecular level.

By a series of outstanding scientific achievements in this area, he has opened up a new area of surface science, and made invaluable contributions to the development of this important and new research area in science and technology of material interfaces.

Field of Science and Technology for Biological Production

Discovery of method of the cryopreservation of semen and embryos in farm animals



Prof. Ernest John Christopher Polge

UK (1926 - 2006)

The Scientific Director
of Animal Biotechnology Cambridge Ltd.

Prof. Polge developed a new method for preservation of spermatozoa whereby bull semen in glycerol-containing media withstood freezing at a very low temperature (-79°C). This has promoted the growth of what has become a new science of cryobiology with practical applications in various spheres in medicine and agriculture. There is no doubt that the largest application has been in the deepfreezing of semen for artificial insemination, particularly in cattle; in which the impact on breeding and livestock improvement has been great. The development of techniques for the preservation of embryos at low temperatures is now being applied in a number of farm animal species.

Field of Applied Mathematics

Contributions to analysis and control of distributed systems, and to promotion of applied analysis



Dr. Jacques-Louis Lions

France (1928 - 2001)

The Chairman of Analysis and Systems Control at the Collège de France and the President of National Center of Space Studies

Dr. Lions led the world to establish the new field of applied mathematics which makes good use of expertise inherited inside the traditional discipline of analysis and which can fully benefit from the powerful functions of modern computers.

His research and achievements have covered exceedingly wide areas, including establishment and development of the control theory of distributed systems which are governed by partial differential equations.

The method is expected to be the most promising among existing mathematical approaches to global and environmental problems.

As for applications in industry, Dr. Lions made considerable contributions to computational aerodynamics for the aerospace industry, simulation for the petroleum industry and mathematical analysis for the French Energy Agency.

Field of Imaging Techniques in Medicine

Development of ultrasound imaging in medicine



Dr. John Julian Wild

USA (1914 - 2009)

M.D., Ph.D., FAIUM, Head, Physicommedical Institute, Minneapolis

In 1949, Dr. Wild manufactured prototype equipment for A-mode ultrasonography and with this equipment, he succeeded in measuring the thickness of the human colon. This was the first attempt to use ultrasound for biomedical application.

Subsequently, he developed a two-dimensional ultrasound image employing B-mode equipment, for which he has been also recognized as being the first pioneer of medical ultrasonic imaging. The method today is widely used on a variety of occasions including detection and diagnosis of brain tumors and breast cancer. In particular, the breast imaging by this equipment brought about the successful imaging of a tiny 7mm diameter nipple cancer.

1990

Field of Technology of Integration- Design, Production and Control Technologies

Establishment of an academic field named Artificial Intelligence and the proposal of fundamental theories in that field



Dr. Marvin Minsky

USA (1927 - 2016)
Professor of Electrical Engineering, MIT

Dr. Minsky published his paper “Steps Toward Artificial Intelligence” in 1961 and this gave Artificial Intelligence (AI) world wide exposure and has earned Dr. Minsky the title of “Father of AI”. Artificial Intelligence became increasingly complex by the 1970s, involving vast amounts of knowledge and the need to use specially appropriate pieces of knowledge at particular times. Dr. Minsky proposed a theory of frames for the effective representation and utilization of knowledge in computers. In the 1980s, AI has produced many more practical application systems and many researchers have turned toward the question of how to make machines learn more by themselves. In addition to the development of the theory and practical application systems, he emphasized the necessity of study on the human mind including emotion and self consciousness. In his book “Society of Mind,” he proposed a model of the human mind which consists of many small agents (computers) working together by communicating with each other. His proposal is expected to further expand the AI technology to other fields of science and help promote AI applications.

Field of Earth Science

Initiation of the theory of plate tectonics and contributions to its development (Joint Award)



Dr. William Jason Morgan

USA (1935 - 2023)
Professor
at Princeton University



Dr. Dan Peter McKenzie

UK Born in 1942
Professor
at Cambridge University



Dr. Xavier Le Pichon

France Born in 1937
Directeur du
Département de Géologie,
Ecole Normale Supérieure

Dr. Morgan began his revolutionary work by dividing Earth’s outer shell into some 20 plates, analyzing their movements as rigid, rotating segments of the shell, and measuring absolute velocities of plate motion. Mid-oceanic ridges, subduction zones and transform faults all came to be interpreted as results of the movements of these plates. The great significance of Dr. Morgan’s theory became widely recognized and his work subsequently triggered numerous studies in a variety of fields.


Dr. Mckenzie has analyzed earthquake systems in the circum-Pacific region and has demonstrated independently that the floor of the Pacific Ocean moves as a single plate, rotating against North America and East Asia. In collaboration with Dr. Morgan, Dr. Mckenzie has also carried out a geometrical analysis of triple junctions where three plates meet. This work has contributed greatly to understanding the relative motion of plates and the energetics of plate movements. He has also proposed the highly original model that large sedimentary basins, important in the formation of oil and natural gas deposits, are formed by thinning of the crust due to plate motion.

Dr. Le Pichon, inspired by the work of Dr. Morgan has independently determined plate movements over the entire surface of Earth, using ocean floor spreading velocities estimated from paleomagnetic patterns and the directions of transform faults. He has also published a book on plate tectonics which has had a great influence on Earth scientists throughout the world, and has played a major role in seafloor investigation at plate boundaries. Through these works, he has contributed greatly to the understanding of the geological nature of plate boundaries under the ocean.

1989

Field of Environmental Science and Technology

Studies on the mechanisms of stratospheric ozone depletion by chlorofluorocarbons



Dr. Frank Sherwood Rowland

USA (1927 - 2012)

Professor at University of California, Irvine

In 1974, Dr. Rowland, who studied physical chemistry, was the world's first scientist to point out the mechanisms by which chlorofluorocarbons could destroy the ozone layer which protects life on earth from harmful ultraviolet solar radiation.

He also predicted that if emission of chlorofluorocarbons continues at its current rate, it would eventually result in a 7-13% loss of the total ozone.

Dr. Rowland's theoretical insights and predictions have been verified by scientists throughout the world, and have done much to strengthen international efforts for the preservation of stratospheric ozone.

Field of Medicinal Science

Pioneering contributions to the syntheses of prostaglandins and their related compounds which are of great therapeutic value



Dr. Elias James Corey

USA Born in 1928

Professor at Harvard University

Dr. Corey's study covered almost all fields of organic chemistry. He became the first researcher to synthesize pure prostaglandins in natural, optically active form. This allowed the large scale production of all natural prostaglandins to provide a stable supply for other researchers, thus contributing considerably to the development of biochemistry and medicine.

His synthesis had three major advantages over other methods in terms of efficiency, versatility, and economy.

Dr. Corey's achievement in the synthesis of eicosanoids is a monumental work in modern medicinal science. It is broadly expected that this synthesis will facilitate development of medicines for such diseases as cerebral thrombosis, arteriosclerosis and gastric and intestinal ulcers.

1988

Field of Energy Technology

Establishment of fast breeder reactor technology



Dr. Georges Vendryes

France (1920 - 2014)

Scientific advisor to the president of the Commissariat à l'Energie Atomique

Following his contribution to the establishment of the fundamentals of nuclear power design and the promotion of fast breeder reactor development, Dr. Vendryes' work led to the successful completion of "Super Phoenix," the world's first large-scale test breeder, establishing practical technologies for a solution to mankind's energy problem in the future.

Field of Preventative Medicine

Discovery of the AIDS causing virus and development of diagnostic methods (Joint Award)



Dr. Luc Montagnier

France (1932 - 2022)

Chief, Department of Virus Tumours, Pasteur Institute

Leading the joint research staff at the Pasteur Institute in 1983, Dr. Montagnier became the first researcher in the world to discover HIV, the pathogen behind AIDS, thus launching the start of genuine HIV research. He has also developed practical blood serum diagnostic methods for the establishment of basic preventative countermeasures.



Dr. Robert C. Gallo

USA Born in 1937

Chief, Laboratory of Tumour Cell Biology, National Institute of Health

Leading his own independent research group, Dr. Gallo established a method of culturing human T cells and succeeded in isolating the HIV virus, making a major contribution to analysis of its relationship with AIDS. He is also a pioneer in the research and development of AZT, the most effective AIDS treatment thus far, as well as in the effort to manifest a virus gene and realized and AIDS vaccine.

The eradication of smallpox (Joint Award)



Dr. Donald A. Henderson

USA (1928 - 2016)

Dean, Johns Hopkins University,
School of Hygiene and Public Health

As the first chief medical officer of the WHO World Smallpox Eradication Office, Dr. Henderson dedicated his efforts to the development of group vaccination programs and contributed to its historic success through the worldwide eradication of smallpox.




Dr. Isao Arita

Japan (1926 - 2023)

Director,
Kumamoto National Hospital

As the second chief medical officer of the WHO World Smallpox Eradication Office, Dr. Arita established basic disease control knowledge and performed epidemiological analysis as well as surveys and research into vaccine quality improvement.



Dr. Frank Fenner

Australia (1914 - 2010)


Professor Emeritus,
Visiting Fellow, The John Curtin School of
Medical Research,
The Australian National University

Dr. Fenner, as the chairman of the WHO Smallpox Eradication Surveillance Committee, supervised implementation of the global smallpox eradication program and his consistent efforts greatly contributed to its success.

1987

Field of Electro-Optics

Realization of the world's first laser



Dr. Theodore H. Maiman
USA (1927 - 2007)
Former chief of research at Hughes
Research Laboratories
President of Maiman Associates Inc.

This pioneer in electro-optics became in 1960 the first scientist to succeed in generating radiation with a ruby laser, greatly aiding subsequent research on lasers. Dr. Maiman has also made a major contribution towards the advancement of the fields of natural science and engineering technology.

Field of Improvement of Biological Functions

Development of the IR8 and IR36 strains for rice breeding strategies geared to the tropical and subtropical zones (Joint Award)



Dr. Henry M. Beachell
USA (1906 - 2006)
Former head of the Plant Breeding
Department at the International Rice
Research Institute
Advisor to the Farms of Texas Company



Dr. Gurdev S. Khush
India Born In 1935
Head of the Plant Breeding
Department at the International
Rice Research Institute

Dr. Beachell has taken part in the IRRI's rice strain improvement projects since the institute's establishment. In 1966 he developed the IR8 strain that helped pave the way for the "green revolution" in developing nations.

Carrying on the work begun by Dr. Beachell, Dr. Khush further improved IR8 and in 1976 developed IR36, a strain highly tolerant of poor environmental conditions. IR36 contributed immensely to the attainment of production stability and self-sufficiency in rice in tropical and subtropical countries.

1986

Field of Materials Science and Technology

Pioneering contributions to materials science with impact on new materials technology such as amorphous solids



Dr. David Turnbull

USA (1915 - 2007)

Professor at Harvard University

Dr. Turnbull, who formulated the guiding principles of new materials development, predicted what kinds of alloys will, like glass, tend to assume an amorphous character with an irregular alignment of atoms in rapid cooling from a molten state. In addition, this prominent scientist cleared the way for the production of high-density ceramics and perfect crystals for use in ICs.

Field of Medical Technology

Research and development of artificial organs and their relevant technology



Dr. Willem J. Kolff

USA (1911 - 2009)

Professor at the University of Utah.


Head of the Institute for Biomedical Engineering.

As father of artificial organ technology, Dr. Kolff achieved clinical success in the development of a rotating drum-type kidney device in 1943. He then continued to work to popularize disposable-type artificial kidneys while playing a leading role in the development of artificial lungs and hearts.

1985

Field of Information and Communications

**Outstanding achievement
in the field of electronics
and communications technologies**



Dr. John R. Pierce

USA (1910 - 2002)

Professor Emeritus at Stanford University

Dr. Pierce's achievements in the field of information and telecommunication engineering represent the highest scientific caliber in the United States. His work has resulted in the theoretical development of the possibilities of communications satellites and of broad-band digital transmissions via pulse code modulations and multivalent signals.

Field of Biotechnology

**Outstanding achievement in basic theory
in the field of immobilized enzymes
and their practical applications**



Dr. Ephraim Katchalski-Katzir

Israel (1916 - 2009)

Professor at Tel Aviv University
and at Weizmann Institute of Science.

Dr. Katzir, the fourth President of the State of Israel from 1973 to 1978, is credited with the invention and development of the bioanalyzer and bioreactor, two devices employing immobilized enzymes and cells which form part of the foundation of biotechnology.

Donating to our Foundation

Any donations to our foundation will be greatly appreciated.

The money will go towards expanding our activities.

If you wish to make a donation or have any queries, please contact our office.

Our foundation is a certified Public Interest Incorporated Foundation which falls under the category of “Special Public Interest Promotion Corporation”. Personal or corporate, any donation to our foundation will be given preferential tax treatment according to the tax laws.

THE JAPAN PRIZE FOUNDATION

www.japanprize.jp

ARK Mori Building, East Wing 35th Floor, 1-12-32 Akasaka, Minato-ku, Tokyo, 107-6035, JAPAN
Tel: +81-3-5545-0551 Fax: +81-3-5545-0554